



**GENERAL CATALOGUE**  
**2023-2024**



# History



**2011**

Création de KRATOS SAFETY dans un entrepôt de 650 m<sup>2</sup> à St Pierre de Chandieu (près de Lyon).

Founding of KRATOS SAFETY on a 650 m<sup>2</sup> warehouse in St Pierre de Chandieu (close to Lyon).

Creación de KRATOS SAFETY en un almacén de 650 m<sup>2</sup> en St Pierre de Chandieu (cerca de Lyon).

Fondazione di KRATOS SAFETY in un'azienda di 650 m<sup>2</sup> a St Pierre de Chandieu (vicino a Lione).

Gründung des Unternehmens KRATOS SAFETY in einem 650 m<sup>2</sup> großen Lagerhaus in St. Pierre de Chandieu (in der Nähe von Lyon).



**2015**

KRATOS SAFETY lance *I-BeSafe*, logiciel facile et gratuit de calcul de tirant d'air.

KRATOS SAFETY launches *I-BeSafe*, a free software that allows you to calculate easily your clearance for any Kratos Safety device.

KRATOS SAFETY crea *I-BeSafe*, un software libre e fácil per calcular de distancia libre necesario para el uso de los productos Kratos Safety.

KRATOS SAFETY crea *I-BeSafe*, un software gratis e facile per calcolare el tirante d'aria dei prodotti Kratos Safety

KRATOS SAFETY bringt I-Be Safe auf den Markt, eine einfache und kostenlose Software zur Berechnung der Auffanghöhe.



**2017**

KRATOS SAFETY emménage dans ses tout nouveaux locaux de 2000 m<sup>2</sup> à Heyrieux (proche de Lyon).

KRATOS SAFETY moves in its new premises of 2000 m<sup>2</sup> in Heyrieux (close to Lyon).

KRATOS SAFETY se muda a sus nuevas instalaciones de 2000 m<sup>2</sup> en Heyrieux (cerca de Lyon, en Francia).

KRATOS SAFETY si trasferisce in un nuovissimo spazio di proprietà di 2000 m<sup>2</sup> a Heyrieux (nei pressi di Lione).

KRATOS SAFETY zieht in seine brandneuen, 2000 m<sup>2</sup> großen Räumlichkeiten in Heyrieux (in der Nähe von Lyon) um.



**2018**

Lancement de :

- *K-S.One*, logiciel gratuit de gestion des EPI KRATOS SAFETY
- «*Helixon*», nouvelle gamme d'antichutes à rappel automatique et
- «*KS-Line*», gamme de ligne de vie horizontale.

Launching of:

- *K-S.One*, a free KRATOS SAFETY PPE follow-up software,
- "*Helixon*", a new range of retractable fall arresters, and
- "*KS-Line*", a horizontal lifeline system.

Lanzamiento de:

- *K-S.One*, programa gratuito de gestión de EPI KRATOS SAFETY,
- «*Helixon*», nueva gama de anticaídas retráctiles y
- «*KS-Line*», gama de líneas de vida horizontales.

Lancio di:

- *K-S.One*, software gratuito per la gestione dei DPI KRATOS SAFETY,
- "*Helixon*", nuova gamma di anticaduta retrattili e
- "*KS-Line*", gamma di linee vita orizzontali.

Markteinführung von:

- *K-S.One*, kostenlose Software für das Management der PSA von KRATOS SAFETY,
- „*Helixon*“, eine neue Produktpalette von Absurzsicherungen mit automatischer Rückführung und
- „*KS-Line*“, Sortiment an horizontalen Rettungsleinen.



**2020**

Extension de ses bâtiments de 1000 m<sup>2</sup> supplémentaires, ainsi qu'une nouvelle zone de formation de 300 m<sup>2</sup> permettant de se familiariser ou de peaufiner l'utilisation de l'ensemble de la gamme KRATOS SAFETY.

Expansion of its premises with 1000 additional square meters, as well as a brand new 300m<sup>2</sup> training center to discover & perfect the usage of the entire KRATOS SAFETY range.

Ampliación de sus edificios con 1000 m<sup>2</sup> adicionales, así como una nueva zona de formación de 300 m<sup>2</sup> para familiarizarse o perfeccionar el uso de toda la gama KRATOS SAFETY.

Altri 1000 m<sup>2</sup> di spazio e una nuova area di 300 m<sup>2</sup> appositamente pensata in ottica formazione, per imparare a usare o perfezionare l'utilizzo di tutti i prodotti delle gamme KRATOS SAFETY.

Gebäudeanbau von weiteren 1000 m<sup>2</sup> sowie ein neuer 300 m<sup>2</sup> großer Weiterbildungsbe- reich, um sich mit dem Einsatz der gesamten Produktpalette von KRATOS SAFETY vertraut zu machen und diese besser zu nutzen.

Standards	Description	PPE Type 3* EPI Type 3*	Not PPE Type 3** Non EPI Type 3**
EN 341	Dispositif de descente pour le sauvetage Rescue descender devices Dispositivo de descenso para el rescate Dispositivi di discesa per salvataggio Abseilvorrichtung für Bergungen		✓
EN 353-1	Antichutes mobiles incluant un support d'assurage rigide Guided type fall arresters including a rigid anchor line Dispositivos anticaídas deslizantes sobre línea de anclaje rígida Anticaduta mobili con supporto di sicurezza rigido Mitlaufende Auffanggeräte einschließlich fester Führung	✓	
EN 353-2	Antichutes mobiles incluant un support d'assurage flexible Guided type fall arresters including a flexible anchor line Dispositivos anticaídas deslizantes sobre línea de anclaje flexible Anticaduta mobili con supporto di sicurezza flessibile Mitlaufendes Auffanggerät einschließlich beweglicher Führung	✓	
EN 354	Longes Lanyards Elementos de amarre Cordini Verbindungsmittel	✓	
EN 355	Absorbeurs d'énergie Energy absorbers Absorbedores de energía Assorbitori di energia Falldämpfer	✓	
EN 358	Ceintures de maintien au travail et de retenue, et longes de maintien Belts for work positioning and restraint, and work positioning lanyards Cinturones para sujeción y retención y elementos de amarre de sujeción Cinture di posizionamento e mantenimento sul lavoro e cordini di posizionamento sul lavoro Halte- und Rückhaltgurte, Verbindungsmittel	✓	
EN 360	Antichutes à rappel automatique Retractable fall arresters Anticaídas retráctiles Anticaduta retrattili Höhensicherungsgeräte mit automatischem Rückzug	✓	
EN 361	Harnais antichute Full body harnesses Arneses anticaídas Imbracature anticaduta Auffanggurte	✓	
EN 362	Connecteurs Connectors Conectores Connettori Verbindungselemente	✓	
EN 566	Équipement d'alpinisme et d'escalade - Anneaux Mountaineering equipment - Slings Equipo de alpinismo y escalada - Anillos de cinta Attrezzatura per alpinismo - Anelli Bergsteigerausrüstung - Schlingen	✓	
EN 567	Équipement d'alpinisme et d'escalade - Bloqueurs Mountaineering equipment - Rope clamps Equipo de alpinismo y escalada - Bloqueadores Attrezzatura per alpinismo - Bloccanti Bergsteigerausrüstung - Seilklemmen	✓	
EN 795 Type B-E  EN795 Type A-C-D	Dispositifs d'ancrage Anchor devices Dispositivos de anclaje Dispositivi di ancoraggio Verankerungsvorrichtungen	✓	✓
TS 16415 (1/2)	Equipements de protection individuelle contre les chutes de hauteur - Dispositifs d'ancrage - Recommandations pour les dispositifs d'ancrage utilisés simultanément par plus d'une personne Personal fall protection equipment - Anchor devices - Recommendations for anchor devices for use by more than one person simultaneously Equipos de protección individual contra caídas. Recomendaciones relativas a los dispositivos de anclaje para ser utilizados por varias personas al mismo tiempo		✓

Standards	Description	PPE Type 3* EPI Type 3*	Not PPE Type 3** Non EPI Type 3**
TS 16415 (2/2)	Dispositivi individuali per la protezione contro le cadute - Dispositivi di ancoraggio - Raccomandazioni per dispositivi di ancoraggio per l'uso da parte di più persone contemporaneamente Persönliche Absturzschutzausrüstung - Anschlagleinrichtungen - Empfehlungen für Anschlagleinrichtungen, die von mehreren Personen gleichzeitig benutzt werden		✓
EN 813	Ceintures à cuissardes Sit harnesses Arneses de asiento Cinture con cosciali Sitzgurte	✓	
EN 1496	Dispositifs de sauvetage par élévation Rescue lifting devices Dispositivos de rescate mediante izado Sistemi di salvataggio dall'alto Hubrettungsgeräte		✓
EN 1497	Harnais de sauvetage Rescue harnesses Arneses de rescate Imbracature di salvataggio Rettungsgurte	✓	
EN 1498	Sangles de sauvetage Rescue loops Cintas de rescate Cinghie di salvataggio Rettungsbänder		✓
EN 1891	Cordes tressées gainées à faible coefficient d'allongement Low stretch Kernmantle rope Cuerdas trenzadas con funda, semiestáticas Corde intrecciate rivestite con guaina a basso coefficiente d'allungamento Geflochtene Kernmantelseile mit geringer Dehnung	✓	
EN 12277	Équipement d'alpinisme et d'escalade - Harnais - Exigences de sécurité et méthodes d'essai Mountaineering and climbing equipment - Harnesses - Safety requirements and test methods Equipo de alpinismo y escalada - Arneses - Requisitos de seguridad y métodos de ensayo Attrezzatura per alpinismo - Imbracature - Requisiti di sicurezza e metodi di prova Bergsteigerausrüstung - Anseilgurte - Sicherheitstechnische Anforderungen und Prüfverfahren	✓	
EN 12278	Poulies - Exigence de sécurité et méthodes d'essai Pulleys - Safety requirements and test methods Poleas - Requisitos de seguridad y métodos de ensayo Pulegge - Requisiti di sicurezza e metodi di prova Seilrollen - Sicherheitstechnische Anforderungen und Prüfverfahren	✓	
EN 12841	Systèmes d'accès par corde - Dispositif de réglage de corde pour maintien au poste de travail Access systems - Rope adjustment devices Sistemas de acceso mediante cuerda - Dispositivos de regulación de cuerda Sistemi accesso su fune - Dispositivi di regolamento su fune per posizionamento sul lavoro Systeme für seilunterstütztes Arbeiten - Seileinstellvorrichtungen zum Halten an der Arbeitsposition	✓	
EN 12492	Équipement d'alpinisme et d'escalade - Casques d'alpinistes Mountaineering and climbing equipment - Helmets for mountaineers Equipo de alpinismo y escalada - Cascos para alpinistas Attrezzatura per alpinismo - Caschi per alpinisti Bergsteigerausrüstung - Bergsteigerhelme	✓ Type 2*	
EN 15151-2	Équipement d'alpinisme et d'escalade - Dispositifs de freinage Mountaineering and climbing equipment - Braking devices Equipo de alpinismo y escalada - Dispositivos de frenado Attrezzatura per alpinismo - Dispositivi di frenatura Bergsteigerausrüstung - Bremsgeräte		✓
EN 397	Casque de protection pour l'industrie Industrial safety helmet Cascos de protección para la industria Elmetti di protezione per l'industria Industrieschutzhelme	✓	


\* Les produits conformes à cette norme doivent avoir une Attestation d'Examen UE de Type.  
Products conform to this standard must have an EU type examination certificate.  
Los productos conformes con esta norma deben de tener un Certificado de examen UE de tipo.  
I prodotti conformi a questa norma devono essere muniti di Attestato UE del Tipo.  
Die mit dieser Norm konformen Produkte müssen über eine EG-Baumusterbescheinigung verfügen.

\*\* Les produits conformes à cette norme ne peuvent pas avoir une Attestation d'Examen UE de Type.  
Products conform to this standard cannot have an EU type examination certificate.  
Los productos conformes con esta norma no pueden tener un Certificado de examen UE de tipo.  
I prodotti conformi a questa norma non possono essere muniti di Attestato UE del Tipo.  
Die mit dieser Norm konformen Produkte dürfen keine EG-Bescheinigung dieser Art besitzen.

Standards	Description
DIN 19427	Équipement de protection individuelle contre les chutes de hauteur pour une utilisation dans des paniers de travail sur les plateformes élévatrice mobiles Personal protective equipment against falls from a height for use on mobile elevating working platforms Equipo de protección individual contra las caídas de altura para un uso sobre plataformas elevadoras Dispositivi individuali per la protezione contro le cadute dall'alto per l'utilizzo su piattaforme di lavoro mobili elevabili Persönliche Schutzausrüstung gegen Absturz zur Verwendung in Arbeitskörben auf fahrbaren Hubarbeitsbühnen
EN 696	Cordages en fibre - Polyamide Fiber ropes for general service - Polyamide Cuerdas de fibra para usos diversos - Poliamida Corde in fibra - Poliammide Polyamid-Faserseile
EN 1149-1	Vêtements de protection - Propriétés électrostatiques - Résistivité de surface Protective clothing - Electrostatic properties - Surface resistivity Ropa de protección - Propiedades electrostáticas - Resistividad superficial Indumenti di protezione - Proprietà elettrostatiche - Resistività di superficie Schutzkleidung - Elektrostatische Eigenschaften - Oberflächenwiderstand
EN 1808	Exigences de sécurité des plates-formes suspendues à niveau variable - Calculs, stabilité et construction - Examens et essais Safety requirements for suspended access equipment - Design calculations, stability criteria, construction - Examinations and tests Requisitos de seguridad para plataformas suspendidas de nivel variable - Cálculo de diseño, criterios de estabilidad, construcción - Inspecciones y ensayos Requisiti di sicurezza per le piattaforme sospese a livelli variabili - Progettazione strutturale, criteri di stabilità, costruzione - Esami e prove Sicherheitsanforderungen an hängende Personenaufnahmemittel - Berechnung, Standsicherheit, Bau - Prüfungen; Deutsche Fassung
EN 13157+A1	Appareils de levage à charge suspendue - Sécurité - Appareils de levage à bras Cranes - Safety - Hand powered cranes Grúas - Seguridad - Grúas manuales Gru - Sicurezza - Gru azionate a mano Krane - Sicherheit - Handbetriebene Krane
EN 13463	Appareils non électriques destinés à être utilisés en Atmosphères Explosibles Non-electrical equipment for use in potentially explosive atmospheres Equipos no eléctricos destinados a atmósferas potencialmente explosivas Apparecchi non elettrici destinati all'uso in atmosfere esplosive (ATEX) Nicht-elektrische Geräte für den Einsatz in explosionsgefährdeten Bereichen (ATEX)
ISO 9150	Vêtements de protection - Comportement des matériaux au contact de petites projections de métal liquide Protective clothing - Performance of materials upon contact with small splashes of molten metal Ropa de protección - Comportamiento de los materiales al impacto de pequeñas salpicaduras de metal fundido Indumenti di protezione - Comportamento dei materiali a contatto con piccole proiezioni di metallo liquido Schutzkleidung - Verhalten von Materialien bei Einwirkung von kleinen Spritzern geschmolzenen Metalls
ISO 15025	Vêtements de protection - Protection contre la chaleur et les flammes Protective clothing - Protection against heat and flames Ropa de protección - Protección contra el calor y las llamas Indumenti di protezione-Protezione contro il calore e le fiamme Schutzkleidung - Schutz gegen Hitze und Flammen
ISO 20471	Vêtements de signalisation Haute Visibilité High visibility warning clothing for professional use Ropa de señalización de alta visibilidad Giubbotti Alta Visibilità Warnkleidung Hohe Sichtbarkeit



# EUROPEAN REGULATION



# RÉGLEMENTATION EUROPÉENNE

## RÉGLEMENTATION EUROPÉENNE

Dans le cadre de la réglementation, on entend par EPI (Équipements de Protection Individuelle) "tout dispositif ou moyen destiné à être porté ou tenu par une personne en vue de la protéger contre un ou plusieurs risques susceptibles de menacer sa santé ainsi que sa sécurité au travail, ainsi que tout complément ou accessoire destiné à cet objectif".

La réglementation Européenne 2016/425 détermine principalement :

- les responsabilités des opérateurs économiques dans le domaine des EPI,
- les procédures d'évaluation de la conformité, auxquelles les EPI doivent répondre pour bénéficier de la libre circulation dans l'Union Européenne.

La catégorisation des EPI :

**EPI type I :** Risques mineurs (destinés à protéger des blessures superficielles). Le fabricant procède à une auto-certification selon le module A. Il déclare que l'exemplaire neuf de l'EPI est conforme aux exigences de la réglementation. Sa responsabilité propre est engagée. Le produit est alors marqué CE.

**EPI type II :** Risques intermédiaires (destinés à protéger des risques mécaniques, thermiques, chimiques) autres que ceux des catégories I et III. Le fabricant fait une demande d'examen UE de type selon le module B, accompagnée du dossier technique de l'EPI auprès d'un laboratoire européen notifié, qui procède à une série d'essais et à l'étude du dossier en vue de l'attribution d'une attestation d'examen UE de type. En parallèle le fabricant se conforme à une procédure de contrôle de la production selon le module C.

**EPI type III :** Risques mortels (destinés à protéger des risques mortels ou irréversibles pour la santé). Le fabricant a le choix pour le contrôle de fabrication de son produit entre un contrôle supervisé des produits à intervalles aléatoires selon le module C2, ou le système d'assurance qualité du mode de production selon le module D. Auparavant, il aura fait la même démarche de certification du produit selon le module B que celle relative aux EPI destinés aux types de risques intermédiaires (type II).

Les EPI destinés à la protection contre les chutes de hauteur appartiennent tous à la catégorie III.

Le marquage CE s'applique aux trois catégories.

Les produits ainsi certifiés portent le marquage CE, suivi pour la catégorie III, du numéro de l'organisme notifié qui assure le contrôle de la qualité.

Pour chaque produit certifié, le fabricant fournit une notice d'information indiquant ses coordonnées, les instructions de stockage, d'emploi, d'entretien, une préconisation de la date de péremption et la signification des marquages. Toutes ces spécifications sont stipulées dans les normes "harmonisées" EN listées ci-contre.

## EUROPEAN REGULATION

Within the regulations, the term (Personal Protection Equipment) signifies "any device or means intended to be worn or held by a person to protect them from one or more risks likely to threaten their health or their safety in the workplace, and any addition or accessory intended for this purpose".

European regulation 2016/425 mainly determines:

- the responsibilities of economic operators in relation to PPE,
- the procedures for evaluating compliance, the requirements of which must be met by the PPE to benefit from free circulation within the European Union.

PPE Categorisation:

**Type I PPE:** Minor risks (intended to protect against superficial injuries). The manufacturer does a CE self-certification according to module A. He declares that, when new, the PPE conforms to the requirements of the regulation. His personal responsibility is engaged. The product is then marked CE.

**Type II PPE:** Intermediate risks (intended to protect against mechanical, thermal and chemical risks) other than those under categories I and III. The manufacturer makes an application for an EU inspection according to module B, accompanied by the technical file of the PPE to a notified European laboratory, which proceeds with a series of tests and studies the file with a view to attributing an EU Type-Examination Certificate. Simultaneously, the manufacturer follows a production surveillance procedure according to module C.

**Type III PPE:** Mortal danger (intended to protect against mortal danger or risks of irreversible health damage). The manufacturer has the choice for the surveillance of the manufacture of his product between a supervised surveillance of products at random intervals according to module C2, or the quality assurance system of the production method according to module D. Previous to this he should have performed the same process for product certification according to module B as for intermediate risk PPEs (type II).

PPEs intended for protection against falls from heights all belong to Category III.

CE marking applies to all three categories.

Products certified in this way carry CE marking, followed, for category III, by the number of the notified body handling the quality control. For every certified product, the manufacturer supplies user instructions providing his name and address, storage, use and maintenance instructions, a recommended use-by-date and the meaning of the markings.

All these specifications are stipulated in the previously listed "harmonised" EN standards.

## REGLAMENTACIÓN EUROPEA

En el marco de la reglamentación, se entiende por EPI (equipos de protección individual) «todo dispositivo o medio destinado a ser llevado o sujetado por una persona con el fin de protegerla contra uno o varios riesgos susceptibles de amenazar su salud y su seguridad en el trabajo, así como todo complemento o accesorio destinado a este objetivo».

### La reglamentación europea 2016/425 determina principalmente:

- las responsabilidades de los operadores económicos en el ámbito de los EPI,
- los procedimientos de evaluación de la conformidad, a los cuales los EPI deben responder para poder disfrutar de la libre circulación dentro de la Unión Europea.

### La categorización de los EPI:

**EPI tipo I:** Riesgos menores (destinados a proteger contra las lesiones superficiales). El fabricante realiza una autocertificación según el módulo A. Declara que el nuevo ejemplar del EPI cumple con los requisitos de la reglamentación. Su propia responsabilidad se ve comprometida. Por eso, el producto recibe el marcado CE.

**EPI tipo II:** Riesgos intermedios (destinados a proteger contra los riesgos mecánicos, térmicos, químicos) distintos de los de las categorías I y III. El fabricante presenta una solicitud de examen UE de tipo según el módulo B, acompañada del expediente técnico del EPI, por un laboratorio notificado europeo, que realiza una serie de pruebas y el estudio del expediente para determinar la adjudicación de un certificado de examen UE de tipo. Paralelamente, el fabricante cumple con un procedimiento de control de la producción según el módulo C.

**EPI tipo III:** Riesgos mortales (destinados a proteger contra los riesgos mortales o irreversibles para la salud). El fabricante puede elegir para el control de fabricación de su producto entre un control supervisado de los productos a intervalos aleatorios según el módulo C2, o el sistema de garantía de calidad del modo de producción según el módulo D. Anteriormente, realiza los mismos trámites para la certificación del producto según el módulo B que para los EPI destinados a los tipos de riesgos intermedios (tipo II).

**Todos los EPI destinados a la protección contra las caídas de altura pertenecen a la categoría III.**

**El marcado CE se aplica a las tres categorías.**

Los productos así certificados llevan el marcado CE, seguido de la categoría III y del número del organismo notificado que ejerce el control de la calidad.

Para cada producto certificado, el fabricante suministra un manual informativo con sus datos, las instrucciones de almacenamiento, empleo, mantenimiento, una recomendación de la fecha de caducidad y el significado de los marcados.

Todas estas especificaciones se estipulan en las normas «armonizadas» EN contiguas.

## EUROPÄISCHE VORSCHRIFTEN

Im Rahmen der geltenden Vorschriften versteht man unter PSA (persönliche Schutzausrüstung) „jede Ausrüstung, die dazu bestimmt ist, von einer Person als Schutz gegen ein oder mehrere Risiken für ihre Gesundheit oder ihre Sicherheit getragen oder gehalten zu werden, sowie jede mit demselben Ziel verwendete und mit der persönlichen Schutzausrüstung verbundene Zusatzausrüstung“.

### Die Verordnung (EU) 2016/425 bestimmt im Wesentlichen:

- die Verantwortlichkeiten der Wirtschaftakteure im Bereich der PSA,
- die Konformitätsbewertungsverfahren, denen die PSA unterzogen werden müssen, um Anspruch auf den freien Verkehr in der Europäischen Union zu haben.

Die Einstufung der PSA:

**PSA Kategorie I:** Einfache PSA zum Schutz gegen minimale Gefahren (oberflächliche Verletzungen). Der Hersteller nimmt eine interne Fertigungskontrolle gemäß Modul A vor. Er erklärt, dass das neue Exemplar der PSA den geltenden Anforderungen dieser Verordnung genügt. Er haftet für die Ausrüstung. Das Produkt erhält die CE-Kennzeichnung.

**PSA Kategorie II:** PSA zum Schutz vor mittleren (mechanischen, thermischen, chemischen) Risiken, die nicht in den Kategorien I und III enthalten sind.

Der Hersteller reicht bei einem notifizierten europäischen Labor, das eine Reihe von Prüfungen durchführt und die Unterlagen im Hinblick auf die Ausstellung einer EU-Baumusterprüfbescheinigung prüft, einen Antrag auf eine EU-Baumusterprüfung gemäß Modul B ein, dem die technischen Unterlagen der PSA beigefügt sind. Gleichzeitig befolgt der Hersteller ein Produktionskontrollverfahren gemäß Modul C.

**EPI Kategorie III:** Komplexe PSA zum Schutz vor tödlichen Gefahren und irreversiblen Gesundheitsschäden. Der Hersteller hat zur Fertigungskontrolle seines Produkts die Wahl zwischen überwachten Produktprüfungen in unregelmäßigen Abständen gemäß Modul C2 oder der Qualitätssicherung bezogen auf den Produktionsprozess gemäß Modul D. Zuvor hat er das gleiche Produktzertifizierungsverfahren gemäß Modul B wie für PSA zum Schutz vor mittleren Risiken zu befolgen (Kategorie II).

**PSA für den Sturzschutz aus größeren Höhen gehören vollumfänglich der Kategorie III an.**

**Die CE-Kennzeichnungen gelten für die drei Kategorien.**

Die dementsprechend zertifizierten Produkte tragen die CE-Kennzeichnung, bei Kategorie III gefolgt von der Nummer der für die Qualitätsprüfung notifizierten Stelle.

Für jedes zertifizierte Produkt liefert der Hersteller ein Informationsmerkblatt mit seiner Anschrift, den Lageranweisungen, Gebrauchs-, Instandhaltungsanweisungen, mit einer Empfehlung für das Verfalldatum und die Bedeutung der Kennzeichnungen.

Alle Spezifikationen sind den "harmonisierten", oben stehenden EN-Normen zu entnehmen.

## REGOLAMENTI EUROPEE

Secondo la normativa, per DPI (Dispositivo di Protezione Individuale) si intende "qualsiasi attrezzatura destinata ad essere indossata e tenuta dal lavoratore allo scopo di proteggerlo contro uno o più rischi suscettibili di minacciarne la sicurezza o la salute durante il lavoro, nonché ogni complemento o accessorio destinato a tale scopo".

### Il regolamento europeo 2016/425 determina principalmente:

- le responsabilità degli operatori economici per quanto riguarda i DPI,
- le procedure di valutazione della conformità alle quali i DPI devono rispondere per beneficiare della libera circolazione nell'Unione Europea.

### Classificazione dei DPI:

**DPI tipo I:** Rischi minori (destinati a proteggere da lesioni superficiali). Il fabbricante procede ad autocertificazione secondo il modulo A. Dichiara che la nuova copia del DPI è conforme ai requisiti del regolamento. La sua responsabilità è impegnata. Il prodotto riceve così la marcatura CE.

**DPI tipo II:** Rischi intermedi (destinati a proteggere dai rischi meccanici, termici, chimici) diversi da quelli delle categorie I e III. Il fabbricante presenta una domanda di esame CE del tipo secondo il modulo B unitamente al fascicolo tecnico del DPI presso uno dei laboratori europei notificati, il quale procede a una serie di test e allo studio del fascicolo per l'attribuzione di un attestato di esame CE del tipo se il DPI è conforme. In parallelo il fabbricante si conforma alla procedura di controllo della produzione secondo il modulo C.

**DPI tipo III:** Rischi mortali (destinati a proteggere dai rischi mortali o irreversibili per la salute). Il fabbricante deve scegliere per il controllo di fabbricazione del suo prodotto tra il controllo supervisionato dei prodotti a intervalli casuali secondo il modulo C2 o il sistema di assicurazione qualità del modo di produzione secondo il modulo D. A priori avrà inoltrato la stessa pratica di certificazione del prodotto secondo il modulo B di quella relativa ai DPI destinati ai tipi di rischi intermedi (tipo II).

**I DPI destinati alla protezione da cadute in altezza appartengono tutti alla categoria III.**

**La marcatura CE si applica alle tre categorie.**

I prodotti così certificati recano la marcatura CE seguita dalla categoria III, dal numero dell'organismo notificato che assicura il controllo della qualità.

Per ciascun prodotto certificato il fabbricante fornisce un documento informativo recante i suoi dati, le istruzioni di stoccaggio, d'uso, di manutenzione, una raccomandazione della data di scadenza e il significato delle marcature.

Tutte queste specifiche sono previste nelle norme "armonizzate" EN elencate a lato.



# SOMMAIRE / TABLE OF CONTENTS / TABLA DE CONTENIDOS / SOMMARIO / INHALTSVERZEICHNIS

## 10

HARNAIS, CEINTURES & ACCESSOIRES  
HARNESSES, BELTS & ACCESSORIES  
ARNESES, CINTURONES Y ACCESORIOS  
IMBRACATURE, CINTURE E ACCESSORI  
AUFFANG, HALTEGURTE UND ZUBEHÖR

## 34

GAMMES SPÉCIFIQUES  
SPECIFIC LINES  
GAMAS ESPECÍFICAS  
GAMME SPECIFICHE  
SPEZIFISCHE KATEGORIEN

## 46

ANTICHUTES À RAPPEL AUTOMATIQUE  
RETRACTABLE FALL ARRESTERS  
ANTICAÍDAS RETRÁCTILES  
ANTICADUTA RETTRATILI  
ABSTURZSICHERUNG MIT AUTOMATISCHEM RÜCKZUG

## 67

ANTICHUTES COULISSANTS  
GUIDED TYPE FALL ARRESTERS  
ANTICAÍDAS DESLIZANTES  
ANTICADUTA SCORREVOLI  
MITLAUFENDE ABSTURZSICHERUNG

## 84

LONGES AVEC ABSORBEUR D'ÉNERGIE  
ENERGY ABSORBING LANYARDS  
ESLINGAS CON ABSORBEDOR DE ENERGÍA  
CORDINI CON ASSORBITORE DI ENERGIA  
VERBINDUNGSMITTEL MIT FALLDÄMPFER

## 92

LONGES  
LANYARDS  
ESLINGAS  
CORDINI  
HALTESEILE

## 100

CONNECTEURS  
CONNECTORS  
CONECTORES  
CONNETTORI  
VERBINDUNGSELEMENTE

## 112

ANCRAGES  
ANCHORAGES  
ANCLAJES  
ANCORAGGI  
VERANKERUNGEN

## 154

ACCÈS SUR CORDE  
ROPE ACCESS  
TRABAJOS CON CUERDA  
ACCESSO SU FUNE  
ARBEITEN AM SEIL

## 160

SAUVETAGE ET ÉVACUATION  
RESCUE AND EVACUATION  
RESCATE Y EVACUACIÓN  
SALVATAGGIO E EVACUAZIONE  
RETTUNG-BERGUNG

## 170

PROTECTION DE LA TÊTE  
HEAD PROTECTION  
PROTECCIÓN DE LA CABEZA  
PROTEZIONE DELLA TESTA  
KOPFSCHUTZ

## 172

LAMPES FRONTALES  
HEADLAMPS  
LÁMPARAS FRONTALES  
LAMPADRE FRONTALI  
STIRNLAMPEN

## 174

ENSEMBLES PRÊTS À L'EMPLOI  
READY-FOR-USE KITS  
CONJUNTOS LISTOS PARA EL USO  
KIT PRONTO ALL'USO  
EINSATZFERTIGE SYSTEME

## 180

SACS  
BAGS  
BOLSAS  
BORSE  
TASCHEN

## 182

ACCESSOIRES PORTE-OUTILS  
TOOL-HOLDING ACCESSORIES  
ACCESORIOS PORTAHERRAMIENTAS  
ACCESSORI PORTATTREZZI  
ZUBEHÖR WERKZEUGHALTER

## 186

ANTICHUTES DE CHARGES  
LOAD ARRESTERS  
ANTICAÍDAS DE CARGAS  
ANTICADUTA DI CARICO  
STURZSCHUTZ FÜR LASTEN

## 188

SITE INTERNET, K-S.ONE  
WEBSITE, K-S.ONE  
SITIO WEB, K-S.ONE  
SITO INTERNET, K-S.ONE  
WEBSITE, K-S.ONE

## 190

SAV - VÉRIFICATION, MAINTENANCE / FORMATION  
AFTER-SALES SERVICE - INSPECTION, MAINTENANCE / TRAINING  
SPV - COMPROBACIÓN, MANTENIMIENTO / FORMACIÓN  
ASSISTENZA CLIENTI - CONTROLLO, MANUTENZIONE / FORMAZIONE  
KUNDENDIENST - ÜBERPRÜFUNG, WARTUNG / SCHULUNG

HARNAIS, CEINTURES ET ACCESSOIRES  
HARNESSES, BELTS & ACCESSORIES  
ARNESES, CINTURONES Y ACCESORIOS  
IMBRACATURE, CINTURE E ACCESSORI  
AUFFANG, HALTEGURTE UND ZUBEHÖR






COMING SOON  
PROCHAINEMENT

# Hybrid AIRTECH

FA 10 218 00 - FA 10 218 01 - FA 10 218 02



## HYBRID AIRTECH 2

Harnais antichute 3 points d'accrochage avec ceinture extra confort  
Full body harness 3 attachment points with extra-comfort belt  
Arnés anticaída 3 puntos de enganche con cinturón extra confort  
Imbracatura anticaduta con 3 punti di attacco con cintura extra confort  
Dreipunktaufhänggurt Extra-Komfort mit Haltegurt

\* features common to  
FA 10 218 XX & FA 10 219 XX  
harnesses

REF.	FA 10 218 00	FA 10 218 01	FA 10 218 02
Sizes	S-M	M-L	L-XXL
KG	MAX. 140 KG (PPE-R 11.132)		
CE UK CA	EN 361, EN 358, EN 813		
Attachment	● ● ● ● ●		
/	7 / 3		
MAT.  /	/		
MAT. : 45 mm	PES		
/	2 / 4 / 2		
kg	2.32 KG	2.40 KG	2.44 KG



COMING SOON  
PROCHAINEMENT

# Airtech

FA 10 219 00 - FA 10 219 01 - FA 10 219 02

FA 10 219 99



FA 50 304 22B  
included



Working seat  
attachment points



Suitable for men and women

SET OF 3  
COMPONENTS



Kit bloqueur ventral pour harnais AIRTECH 2  
Ventral rope clamp kit for AIRTECH 2 harness  
Kit bloqueador ventral para arnés AIRTECH 2  
Kit bloccante ventrale per imbracatura AIRTECH 2  
Bauchklemme-Set für AIRTECH 2-Auffanggurt

## AIRTECH 2

Harnais antichute 2 points d'accrochage avec ceinture extra confort pour travail en suspension

Suspension harness with extra-comfort belt, 2 attachment points

Arnés anticaída 2 puntos de enganche con cinturón extra confort para el trabajo suspendido

Imbracatura anticaduta con 2 punti di attacco con cintura extra comfort per lavori in sospensione

Zweipunktaufhänggurt Extra-Komfort mit Haltegurt für Arbeiten in hängender Position

REF.	FA 10 219 00	FA 10 219 01	FA 10 219 02	FA 10 219 99
Sizes	S-M	M-L	L-XXL	---
KG	MAX. 140 KG (PPE-R 11.132)			---
CE UK CA	EN 361, EN 358, EN 813			EN 567, EN 12841 Type B
Attachment	● ● ● ● ●			---
	5 / 2			---
MAT.	ALU / ALU PES			ALU
MAT.  45 mm	PES			10 mm / PES ALU / STEEL ventral rope clamp / quick link
	0 / 4 / 2			---
kg	2.18 KG	2.23 KG	2.27 KG	0.29 KG

# FLY'IN

FA 10 202 00 - FA 10 202 01 - FA 10 202 02

FA 10 201 00 - FA 10 201 01 - FA 10 201 02



## FLY'IN 3

## FLY'IN 2

Harnais antichute 2 points d'accrochage avec ceinture extra confort pour travail en suspension  
 Suspension harness 2 attachment points with extra-comfort belt  
 Arnés anticaída 2 puntos de enganche con cinturón extra confort para el trabajo suspendido  
 Imbracatura anticaduta extra confort per lavori in sospensione  
 Zweipunktauffanggurt mit Extra-Komfort Haltegurt für Arbeiten in hängender Position

Harnais antichute 2 points d'accrochage avec ceinture extra confort  
 Full body harness 2 attachment points with extra-comfort belt  
 Arnés anticaída 2 puntos de enganche con cinturón extra confort  
 Imbracatura anticaduta con 2 punti di attacco con cintura extra confort  
 Zweipunktauffanggurt mit Extra-Komfort Haltegurt

REF.	FA 10 202 00	FA 10 202 01	FA 10 202 02	FA 10 201 00	FA 10 201 01	FA 10 201 02
Sizes	S-M	M-L	L-XXL	S-M	M-L	L-XXL
KG	MAX. 140 KG (PPE-R 11.132)			MAX. 140 KG (PPE-R 11.132)		
CE UK CA	EN 361, EN 358, EN 813			EN 361, EN 358		
Attachment	● ● ● ●			● ● ●		
	4 / 2			2 / 4		
MAT.	ALU / ALU			ALU / ALU		
MAT. : 45 mm	PES			PES		
SWL = 5KG /  MAXI 5KG	1 / 3 / 2			2 / 1 / 2		
kg	2.15 KG	2.21 KG	2.27KG	2.21 KG	2.27 KG	2.31 KG



# FLY'IN

FA 10 101 00 - FA 10 101 01 - FA 10 101 02

FA 10 404 00 - FA 10 404 01 - FA 10 404 02



## FLY'IN 1

Harnais antichute extra confort 2 points d'accrochage  
Extra-comfort body harness 2 attachment points  
Arnés anticaída extra confort 2 puntos de enganche  
Imbracatura anticaduta extra confort con 2 punti di attacco  
Extra-Komfort Zweipunktauffanggurt



## FLY'IN 4

Baudrier de maintien au travail  
Work positioning sit-harness  
Arnés de asiento para posicionamiento en el trabajo  
Imbracatura di posizionamento sul lavoro  
Auffanggurt zum Halten am Arbeitsplatz

REF.	FA 10 101 00	FA 10 101 01	FA 10 101 02	FA 10 404 00	FA 10 404 01	FA 10 404 02
Sizes	S-M	M-L	L-XXL	S-M	M-L	L-XXL
KG	MAX. 140 KG (PPE-R 11.132)			MAX. 140 KG (PPE-R 11.132)		
CE UK CA	EN 361			EN 358, EN 813		
Attachment	● ●			● ● ●		
	2 / 3			2 / 2		
MAT.  /	/			/		
MAT.  45 mm	PES			PES		
/	0 / 0 / 2			2 / 3 / 0		
kg	1.61 KG	1.67 KG	1.76 KG	1.50 KG	1.54 KG	1.59 KG



FA 10 206 00A - FA 10 206 01A - FA 10 206 02A



AUTOMATIC SAFET'EAR BUCKLES



2 lanyard parking points



Suitable for men and women



### SPEED AIR 5

Harnais antichute 2 points d'accrochage avec ceinture confort pour travail en suspension  
 Suspension harness 2 attachment points with comfortable belt  
 Arnés anticaída 2 puntos de enganche con cinturón confort para el trabajo suspendido  
 Imbracatura anticaduta con 2 punti di attacco con cintura comfort per lavori in sospensione  
 Zweipunktaufhänggurt mit Komfortabler Haltegurt für Arbeiten in hängender Position

REF.	FA 10 206 00A	FA 10 206 01A	FA 10 206 02A
Sizes	S-M	M-L	L-XXL
KG	MAX. 140 KG (PPE-R 11.132)		
CE UK CA	EN 361, EN 358, EN 813		
Attachment	● ● ● ●		
	4 / 2		
MAT.			
MAT.  45 mm	PES		
	3 / 3 / 2		
kg	2.43 KG	2.46 KG	2.51 KG





FA 10 207 00 - FA 10 207 01 - FA 10 207 02



**SPEED AIR 4**

Harnais antichute 2 points d'accrochage avec ceinture rotative  
Full body harness 2 attachment points with rotative belt  
Arnés 2 puntos de enganche con cinturón giratorio  
Imbracatura con 2 punti di attacco e cintura rotante  
Zweipunktaufhänggurt mit schwenkbarem Haltegurt

REF.	FA 10 207 00	FA 10 207 01	FA 10 207 02
Sizes	S-M	M-L	L-XXL
KG	MAX. 140 KG (PPE-R 11.132)		
CE UK CA	EN 361, EN 358		
Attachment	● ● ●		
	2 / 4		
MAT.	<b>STEEL</b>		
MAT.  45 mm	PES		
	4 / 1 / 2		
Kg	2.57 KG	2.60 KG	2.64 KG



FA 10 217 00 - FA 10 217 01 - FA 10 217 02

FA 10 117 00 - FA 10 117 01 - FA 10 117 02



### SPEED AIR 3

Harnais antichute 2 points d'accrochage avec ceinture confort  
Full body harness 2 attachment points with comfortable belt  
Arnés anticaída 2 puntos de enganche con cinturón comfortable  
Imbracatura anticaduta con 2 punti di attacco con cintura confortevole  
Zweipunktaufhänggurt mit Komfortabler Haltegurt

### SPEED AIR 2

Harnais antichute 2 points d'accrochage  
Full body harness 2 attachment points  
Arnés anticaída 2 puntos de enganche  
Imbracatura anticaduta con 2 punti di attacco  
Zweipunktaufhänggurt

REF.	FA 10 217 00	FA 10 217 01	FA 10 217 02	FA 10 117 00	FA 10 117 01	FA 10 117 02
Sizes	S-M	M-L	L-XXL	S-M	M-L	L-XXL
KG	MAX. 140 KG (PPE-R 11.132)			MAX. 140 KG (PPE-R 11.132)		
CE UK CA	EN 361, EN 358			EN 361		
Attachment	● ● ●			● ●		
	2 / 4			2 / 3		
MAT.	STEEL			STEEL		
MAT.	PES			PES		
	2 / 1 / 2			0 / 0 / 2		
+	FALL INDICATORS			FALL INDICATORS		
	2.07 KG	2.14 KG	2.21 KG	1.47 KG	1.50 KG	1.53 KG



# XIMO

FA 10 204 00A - FA 10 204 01A

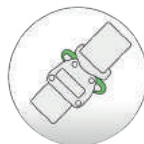
FA 10 104 00A - FA 10 104 01A



EXTENSION



2 lanyard parking points



AUTOMATIC SAFET'EAR BUCKLES



## XIMO 2

## XIMO 1

Harnais antichute 2 points d'accrochage avec ceinture confort  
Full body harness 2 attachment points with comfortable belt  
Arnés anticaída 2 puntos de enganche con cinturón confortable  
Imbracatura anticaduta con 2 punti di attacco con cintura comfotevole  
Zweipunktaufgangurt mit Komfortabler Haltegurt

Harnais antichute confort 2 points d'accrochage  
Comfortable full harness 2 attachment points  
Arnés anticaída confortable 2 puntos de enganche  
Imbracatura anticaduta comfotevole con 2 punti di attacco  
Komfortabler Zweipunktaufgangur

REF.	FA 10 204 00A	FA 10 204 01A	FA 10 104 00A	FA 10 104 01A
Sizes	S-L	L-XXL	S-L	L-XXL
KG	MAX. 140 KG (PPE-R 11.132)		MAX. 140 KG (PPE-R 11.132)	
CE UK CA	EN 361, EN 358		EN 361	
Attachment	● ● ●		● ●	
	2 / 3		2 / 2	
MAT.	STEEL		STEEL	
MAT. 45 mm	PES		PES	
SWL = 5KG / MAXI 5KG	3 / 0 / 2		0 / 0 / 2	
Kg	2.23 KG	2.32 KG	1.45 KG	1.51 KG

# AKROS

FA 10 205 00A - FA 10 205 01A

FA 10 105 00A - FA 10 105 01A



AUTOMATIC  
SAFET'EAR  
BUCKLES



## AKROS 3

Harnais antichute 2 points d'accrochage avec ceinture confort  
Full body harness 2 attachment points with comfortable belt  
Arnés anticaída 2 puntos de enganche con cinturón comfortable  
Imbracatura anticaduta con 2 punti di attacco con cintura confortevole  
Zweipunktaufhänggurt mit Komfortabler Haltegurt

## AKROS 1

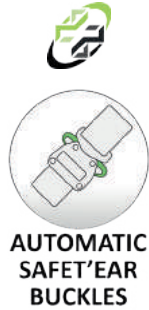
Harnais antichute 2 points d'accrochage  
Full body harness 2 attachment points  
Arnés anticaída 2 puntos de enganche  
Imbracatura anticaduta con 2 punti di attacco  
Zweipunktaufhänggurt

REF.	FA 10 205 00A	FA 10 205 01A	FA 10 105 00A	FA 10 105 01A
Sizes	S-L   L-XXL		S-L   L-XXL	
KG	MAX. 140 KG (PPE-R 11.132)		MAX. 140 KG (PPE-R 11.132)	
CE UK CA	EN 361, EN 358		EN 361	
Attachment	● ● ●		● ●	
	2 / 4		2 / 3	
MAT.	STEEL		STEEL	
MAT. : 45 mm	PES		PES	
	3 / 0 / 0		---	
kg	2.24 KG	2.36 KG	1.52 KG	1.55 KG



# AKROS

FA 10 111 00 - FA 10 111 01



# MOVE

FA 10 107 00A - FA 10 107 01A









## AKROS 2

Harnais antichute 3 points d'accrochage  
Full body harness 3 attachment points  
Arnés anticaída 3 puntos de enganche  
Imbracatura anticaduta con 3 punti di attacco  
Dreipunktaufgangurt

## MOVE 3

Harnais antichute 2 points d'accrochage  
Full body harness 2 attachment points  
Arnés anticaída 2 puntos de enganche  
Imbracatura anticaduta con 2 punti di attacco  
Zweipunktaufgangurt

REF.	FA 10 111 00	FA 10 111 01	FA 10 107 00A	FA 10 107 01A
Sizes	S-L	L-XXL	S-L	L-XXL
 KG	MAX. 140 KG (PPE-R 11.132)		MAX. 140 KG (PPE-R 11.132)	
CE UK CA	EN 361		EN 361	
Attachment	● X2		● ●	
	2 / 3		2 / 3	
MAT. 	STEEL		ALU / STEEL	
MAT.  45 mm	PES		PES	
	---		0 / 0 / 2	
 Kg	1.59 KG	1.65 KG	1.54 KG	1.58 KG

FA 10 114 00A - FA 10 114 01A

# ADÈS

FA 10 908 00



**ADES 1**

Harnais espaces confinés (adapté CATEC®) et évacuation  
Full body harness for work in confined spaces and evacuation  
Arnés para trabajos en espacios confinados y evacuación  
Imbracatura per spazi confinati e evacuazione  
Klettergurt für enge Räume und die Bergung



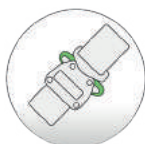
**EXTENSION**



**EN 1497**

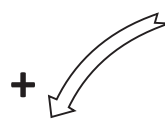


**2 lanyard parking points**

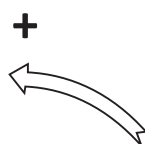


**AUTOMATIC SAFET'EAR BUCKLES**

**RETROREFLECTIVE / TREATMENT (p.36)**



Écarteur pour sauvetage en espace confiné  
Confined space rescue spreader bar  
Barra esparcidora de rescate en espacios confinados  
Distanziatore per operazioni di salvataggio in spazi confinati  
Abstandsstück für Rettungszwecke in engen Räumen



**FA 10 414 00**



**ADES 2**

Ceinture pour auto-sauveteur  
Belt for self-rescuer  
Cinturón para autorescatador  
Cintura per autorespiratore  
Haltegurt für Selbstretter

REF.	FA 10 114 00A	FA 10 114 01A	FA 10 414 00	FA 10 908 00
Sizes	S-L	L-XXL	TU	TU
KG	MAX. 140 KG (PPE-R 11.132)		---	MAX. 140 KG
CE UK CA	EN 361, EN 1497		---	EN 1496
Attachment	● ● ●		---	---
	2 / 3		0 / 1	---
MAT.	ALU / STEEL		STEEL	STEEL
MAT. : 45 mm	PES + treatment (p. 36)		PES	PES
	0 / 0 / 2		0 / 1 / 0	---
kg	1.79 KG	1.85 KG	0.41 KG	0.48 KG



# AKROS

FA 10 401 00



AUTOMATIC  
SAFET'EAR  
BUCKLES

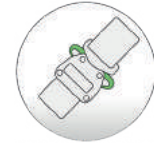


## AKROS 4

Ceinture de maintien au travail confort  
Comfortable work positioning belt  
Cinturón de posicionamiento en el trabajo confortable  
Cintura di posizionamento sul lavoro confortevole  
Komfortabler Gürtel zur Arbeitsplatzpositionierung

# KARL

FA 10 301 00



AUTOMATIC  
SAFET'EAR  
BUCKLES



ADJUSTABLE  
JACKET



## KARL

Harnais antichute 2 points d'accrochage avec gilet  
Full body harness 2 attachment points with vest  
Arnés anticaída 2 puntos de enganche con chaleco  
Imbracatura anticaduta con 2 punti di attacco e giubbotto  
Zweipunktaufhänggurt mit Weste

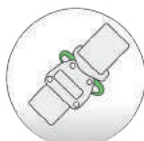
REF.	FA 10 401 00	FA 10 301 00
Sizes	TU	TU
KG	MAX. 140 KG (PPE-R 11.132)	MAX. 140 KG (PPE-R 11.132)
CE UK CA	EN 358	EN 361
Attachment	●	● ●
	0 / 1	2 / 2
MAT.		
MAT. : 45 mm	PES	PES
	3 / 0 / 0	---
	0.65 KG	1.73 KG

# REFLEX

FA 10 115 00



RETROREFLECTIVE



AUTOMATIC SAFET'EAR BUCKLES

FA 10 304 00



## REFLEX 4

Harnais antichute 2 points d'accrochage avec sangle haute visibilité  
Full body harness 2 attachment points with high visibility webbing  
Arnés anticaída 2 puntos de enganche con cinta de alta visibilidad  
Imbracatura anticaduta con 2 punti di attacco e cinghia alta visibilità  
Zweipunktaufgangurt mit hochsichtbarer Gurtband

## REFLEX 3

Harnais antichute 2 points d'accrochage avec gilet haute visibilité  
Full body harness 2 attachment points with high visibility vest  
Arnés anticaída 2 puntos de enganche con chaleco de alta visibilidad  
Imbracatura anticaduta con 2 punti di attacco e giubbotto alta visibilità  
Zweipunktaufgangurt mit hochsichtbarer Weste

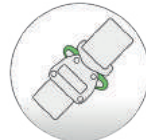
REF.	FA 10 115 00	FA 10 304 00
Sizes	TU	TU
KG	MAX. 140 KG (PPE-R 11.132)	MAX. 140 KG (PPE-R 11.132)
CE UK CA	EN 361	EN 361
Attachment	2 / 3	2 / 3
MAT.	STEEL	STEEL
MAT.  45 mm	PES	PES
/  /	---	---
kg	1.49 KG	1.72 KG





# REFLEX

FA 10 302 00



AUTOMATIC SAFET'EAR BUCKLES



ADJUSTABLE JACKET

FA 10 303 00



## REFLEX 1

Harnais antichute 2 points d'accrochage avec gilet haute visibilité  
Full body harness 2 attachment points with high visibility vest  
Arnés anticaída 2 puntos de enganche con chaleco de alta visibilidad  
Imbracatura anticaduta con 2 punti di attacco e giubbotto alta visibilità  
Zweipunktaufhänggurt mit hochsichtbarer Weste

## REFLEX 2

Harnais antichute 2 points d'accrochage avec gilet haute visibilité  
Full body harness 2 attachment points with high visibility vest  
Arnés anticaída 2 puntos de enganche con chaleco de alta visibilidad  
Imbracatura anticaduta con 2 punti di attacco e giubbotto alta visibilità  
Zweipunktaufhänggurt mit hochsichtbarer Weste

REF.	FA 10 302 00	FA 10 303 00
Sizes	TU	TU
KG	MAX. 140 KG (PPE-R 11.132)	MAX. 140 KG (PPE-R 11.132)
CE UK CA	EN 361 ISO 20471 Class 2	EN 361 ISO 20471 Class 2
Attachment	● ●	● ●
	2 / 2	2 / 2
MAT.		
MAT.	PES	PES
	---	---
kg	1.78 KG	1.78 KG

# MUNE

FA 10 213 00



Suitable for men and women



## MUNE 6

Harnais antichute pour travail en suspension  
 Suspension body harness with work positioning belt  
 Arnés anticaída para el trabajo en suspensión  
 Imbracatura anticaduta per lavori in sospensione  
 Auffanggurt für Arbeiten in hängender Position

REF.	FA 10 213 00
Sizes	TU
	MAX. 140 KG (PPE-R 11.132)
CE UK CA	EN 361, EN 358, EN 813
Attachment	
	6 / 0
MAT.	
MAT.  45 mm	PES
	3 / 0 / 0
	2.15 KG



# MUNE

FA 10 205 00

FA 10 204 00






















## MUNE 5

Harnais antichute 2 points d'accrochage avec ceinture  
Full body harness 2 attachment points with belt  
Arnés anticaída 2 puntos de enganche con cinturón  
Imbracatura anticaduta con 2 punti di attacco con cintura  
Zweipunktauffanggurt mit Haltegurt

## MUNE 4

Harnais antichute 2 points d'accrochage avec ceinture  
Full body harness 2 attachment points with belt  
Arnés anticaída 2 puntos de enganche con cinturón  
Imbracatura anticaduta con 2 punti di attacco con cintura  
Zweipunktauffanggurt mit Haltegurt

REF.	FA 10 205 00	FA 10 204 00
Sizes	TU	TU
 KG	MAX. 140 KG (PPE-R 11.132)	MAX. 140 KG (PPE-R 11.132)
 	EN 361, EN 358	EN 361, EN 358
Attachment	  	  
	6 / 0	5 / 0
MAT.  / 		
MAT.  45 mm	PES	PES
 /  / 	3 / 0 / 0	3 / 0 / 0
 Kg	1.92 KG	1.76 KG

# MUNE

FA 10 106 00



FA 10 105 00



## MUNE 3R

Harnais antichute 2 points d'accrochage avec sangle d'extension pour évacuation  
 Body harness 2 attachment points, with extension rescue strap  
 Arnés anticaída 2 puntos de enganche, con cinta de extensión para evacuación  
 Imbracatura anticaduta con 2 punti di attacco con cinghia di estensione per evacuazione  
 Zweipunktauffanggurt, mit einem Gurtband für Bergungen

## MUNE 3

Harnais antichute 2 points d'accrochage  
 Full body harness 2 attachment points  
 Arnés anticaída 2 puntos de enganche  
 Imbracatura anticaduta con 2 punti di attacco  
 Zweipunktauffanggurt

REF.	FA 10 106 00	FA 10 105 00
Sizes	TU	TU
KG	MAX. 140 KG (PPE-R 11.132)	MAX. 140 KG (PPE-R 11.132)
	EN 361, EN 1497	EN 361
Attachment		
	5 / 0	5 / 0
MAT.  /		
MAT. : 45 mm	PES	PES
/  /	---	---
	1.36 KG	1.19 KG



# MUNE

FA 10 104 00



FA 10 108 00














## MUNE 2

Harnais antichute 2 points d'accrochage  
Full body harness 2 attachment points  
Arnés 2 puntos de enganche  
Imbracatura con 2 punti di attacco  
Zweipunktaufhänggurt

## MUNE 1

Harnais antichute 1 point d'accrochage  
Full body harness 1 attachment point  
Arnés 1 punto de enganche  
Imbracatura con 1 punto di attacco  
Aufhänggurt mit 1 Verankerungspunkt

REF.	FA 10 104 00	FA 10 108 00
Sizes	TU	TU
 KG	MAX. 140 KG (PPE-R 11.132)	MAX. 140 KG (PPE-R 11.132)
	EN 361	EN 361
Attachment		
	4 / 0	5 / 0
MAT. 		
MAT.  45 mm	PES	PES
	---	---
	1.04 KG	1.07 KG

# KAMI

FA 10 203 00



FA 10 103 00



FA 10 102 00



## KAMI 3

Harnais antichute 2 points d'accrochage avec ceinture

Full body harness 2 attachment points with belt

Arnés anticaída 2 puntos de enganche con cinturón

Imbracatura anticaduta con 2 punti di attacco con cintura

Zweipunktaufhänggurt mit Haltegurt

## KAMI 2

Harnais antichute 2 points d'accrochage

Full body harness 2 attachment points

Arnés anticaída 2 puntos de enganche

Imbracatura anticaduta con 2 punti di attacco

Zweipunktaufhänggurt

## KAMI 1

Harnais 1 point d'accrochage

Full body harness 1 attachment point

Arnés 1 punto de enganche

Imbracatura con 1 punto di attacco

Auffhänggurt mit 1 Verankerungspunkt

REF.	FA 10 203 00	FA 10 103 00	FA 10 102 00
Sizes	TU	TU	TU
KG	MAX. 140 KG (PPE-R 11.132)	MAX. 140 KG (PPE-R 11.132)	MAX. 140 KG (PPE-R 11.132)
CE UK CA	EN 361, EN 358	EN 361	EN 361
Attachment	● ● ●	● ●	●
	3 / 0	2 / 0	2 / 0
MAT.			
MAT.  45 mm	PES	PES	PES
	2 / 0 / 0	---	---
kg	1.41 KG	0.84 KG	0.76 KG



# KAMI

FA 10 402 00



## KAMI 4

Ceinture de maintien au travail  
Work positioning belt  
Cinturón de sujeción durante el trabajo  
Cintura di posizionamento sul lavoro  
Haltegurt zur Arbeitsplatzpositionierung

# bambou

FA 10 500 00




## BAMBOU

Harnais d'escalade ou pour activités accro-branche  
Climbing or tree-climbing harness  
Arnés de escalada o para actividades de arborismo  
Imbracatura da arrampicata o per attività in parchi avventura  
Klettergurt oder Auffanggurt für Hochseilgarten

REF.	FA 10 402 00	FA 10 500 00
Sizes	TU	TU
KG	MAX. 140 KG (PPE-R 11.132)	MAX. 100 KG
CE UK CA	EN 358	EN 12277 Type C
Attachment	●	●
	1 / 0	3 / 0
MAT.		
MAT. : 45 mm	PES	PES 30 mm
/  /	2 / 0 / 0	---
	0.59 KG	0.50 KG

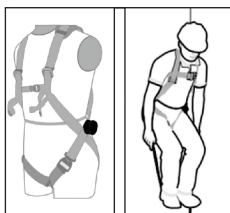
FA 10 901 00

1



Sangle anti-traumatique  
Suspension trauma relief strap  
Cinta antitraumática  
Cinghia antitrauma  
Anti-Trauma-Gurtband

0.08 KG



FA 10 907 00

2

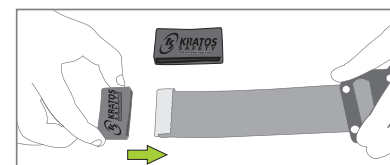
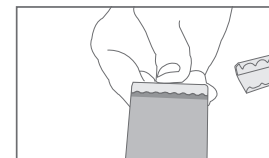
x4

SET OF 4 PCS.

x4



Terminaison de sangle  
Webbing end  
Extremo de cinta  
Estremità della cinghia  
Gurtband-Endstück



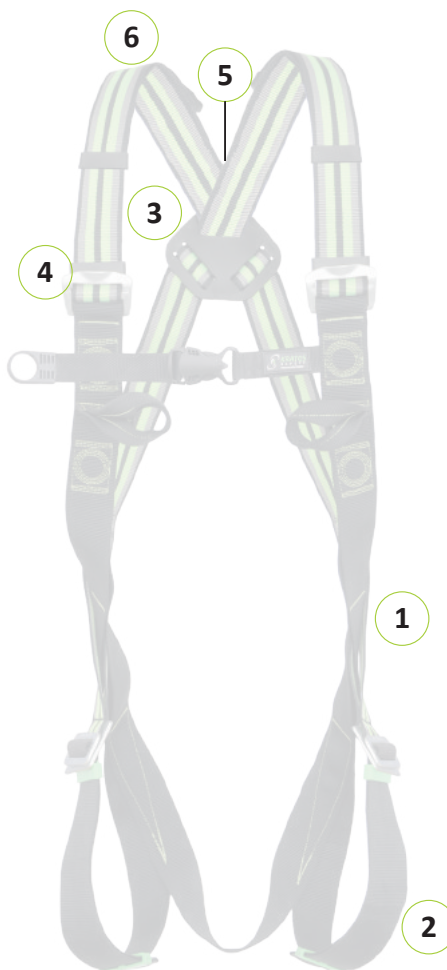
FA 10 902 00

3



Protection dorsale amovible  
Removable dorsal pad  
Protección dorsal extraíble  
Protezione dorsale amovibile  
Abnehmbarer Rückenschutz

0.20 KG



FA 10 905 00

6



Protection d'épaule amovible résistante à l'abrasion

Removable abrasion resistant shoulder pad  
Protección de hombros extraíble, resistente a la abrasión  
Protezione spalla amovibile resistente alle abrasioni  
Abnehmbarer abriebfester Schulterenschutz

0.037 KG

FA 10 903 00 /   
FA 10 903 01

41 cm

5



Sangle d'extension amovible avec Dé d'accrochage  
Removable extension band with D-Ring  
Correa de extensión extraíble con anilla en D de enganche  
Cinghia di estensione amovibile con D di attacco  
Rückenösenverlängerung mit D-Ring

REF.	FA 10 903 00   FA 10 903 01
CE UK CA	EN 354
	10 mm   12 mm
R (kN)	25
	0.24 KG   0.32 KG





FA 10 904 00

4



Anneau d'accrochage amovible pour outils ou longes  
Removable tools or lanyard keeper  
Anilla de engancho extraíble para herramientas o elementos de amarre  
Anello di attacco amovibile per attrezzi o cordini  
Abnehmbare Halteösen für Werkzeuge oder Verbindungsmittel

0.015 KG

**NEW**

FA 10 904 01

SET OF 2 PCS.

4



Porte-connecteur pour bretelles de harnais  
Karabiner holder for harness shoulder straps  
Portaconectores para los tirantes de arneses  
Porta connettori per bretelle delle imbracature  
Abnehmbare Halteösen für Werkzeuge oder Verbindungsmittel

0.017 KG

### HOW TO PUT ON AND ADJUST



a harness



a harness with work positioning belt



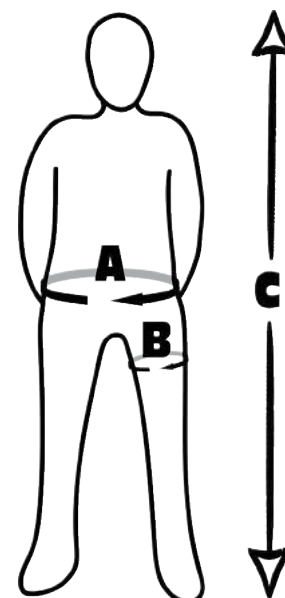
a suspension harness

### HARNESSES SIZE CHART

3 Sizes Harnesses			
Size	A	B	C
S-M	75-100	50-70	150-175*
M-L	75-120	50-80	165-190*
L-XXL	75-140	50-90	180-205*

2 Sizes Harnesses			
Size	A	B	C
S-L	75-120	50-95	150-190*
L-XXL	75-140	50-105	180-205*

Universal Size Harnesses			
Size	A	B	C
Universal	one size fits most		



\* Valeurs données à titre indicatif seulement, peut s'adapter à des statures légèrement plus petites ou plus grandes. Toutes les valeurs sont exprimées en cm.

\* Values given as an indication only. May fit slightly smaller or taller heights. All values expressed in cms.

\* Valores dados a título indicativo. Pueden ajustarse a alturas menores o mayores. Todos los valores se expresan en cm.

\* I valori sono solo indicativi e possono essere adattati a stature leggermente inferiori o superiori. Tutti i valori sono espressi in cm.

\* Werte dienen nur zur Orientierung, kann an etwas kleinere oder größere Staturen angepasst werden. Alle Werte sind in cm angegeben.

GAMMES SPÉCIFIQUES  
SPECIFIC LINES

GAMAS ESPECÍFICAS  
GAMME SPECIFICHE

SPEZIFISCHE KATEGORIEN






**FREE**

# REVOLTA

SERIES

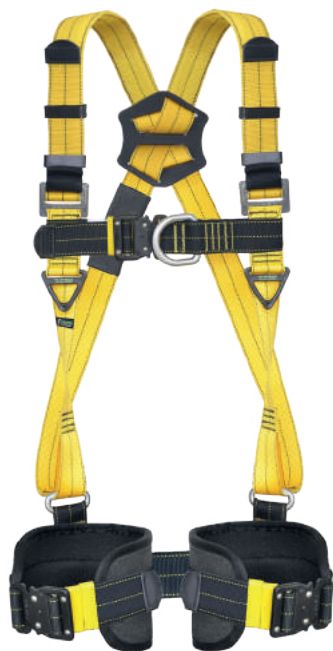
**Elri**



# REVOLTA SERIES

FA 10 113 00 - FA 10 113 01

FA 10 214 00 - FA 10 214 01



Harnais antichute 2 points d'accrochage  
Full body harness 2 attachment points  
Arnés anticaída 2 puntos de enganche  
Imbracatura anticaduta con 2 punti di attacco  
Auffanggurt mit 2 Verankerungspunkten

Harnais antichute 2 points d'accrochage avec ceinture confort  
Full body harness 2 attachment points with comfortable belt  
Arnés anticaída 2 puntos de enganche con cinturón confort  
Imbracatura anticaduta con 2 punti di attacco con cintura comfort  
Zweipunktaufgurgurt mit Komfort Haltegurt

REF.	FA 10 113 00	FA 10 113 01	FA 10 214 00	FA 10 214 01
Sizes	S-L   L-XXL		S-L   L-XXL	
KG	MAX. 140 KG (PPE-R 11.132)		MAX. 140 KG (PPE-R 11.132)	
CE UK CA	EN 361		EN 361, EN 358	
Attachment	● ●		● ● ●	
Icons	2 / 3		2 / 4	
MAT. D / E	ALU / ALU		ALU / ALU	
MAT. 45 mm	PES + Treatment		PES + Treatment	
SWL = 5KG / MAXI 5KG	0 / 0 / 2		4 / 1 / 0	
kg	1.51 KG	1.56 KG	2.30 KG	2.40 KG

Traitement / Treatment / Tratamiento /  
Trattamento / Behandlung

Oléofuge Oil-repellent Oleófuga Olio repellente Ólabweisende	Hydrofuge Water-repellent Hidrófuga Impermeabile Wasserabweisende	Anti-poussière Dust-repellent Antisuciedad Antimacchia Staubabweisende

# REVOLTA SERIES



FA 30 309 20










FA 30 406 20



FA 40 907 20



REF.	FA 30 309 20	FA 30 406 20	FA 40 907 20
LG. (MIN. / MAX.)	1.5 m / 2.0 m	1.5 m / 2.0 m	1.4 m / 2.0 m
 KG	140 KG	140 KG	---
 	EN 355	EN 355	EN 358
MAT.	 :45 mm  PES + Treatment	 :45 mm  PES + Treatment	 :45 mm PES + Treatment
	---	---	---
MAT. 			
	NO	NO	---
+		PPE-R 11.063	
	0.99 KG	1.80 KG	0.68 KG

FA 10 212 00

FA 60 016 05



ELASTIC



14 kV



50 kV

(p. 139)

Harnais antichute diélectrique 2 points d'accrochage avec ceinture confort  
 Dielectric full body harness 2 attachment points with comfortable belt  
 Arnés anticaída dieléctrico 2 puntos de enganche con cinturón confort  
 Imbracatura anticaduta dielettrica con 2 punti di attacco con cintura confort  
 Dielektrisches Auffanggurt mit 2 Verankerungspunkten mit Haltegurt

REF.	FA 10 212 00
Sizes	TU
KG	MAX. 140 KG (PPE-R 11.132)
CE UK CA	EN 361, EN 358
Attachment	● ● ●
	6 / 0
MAT.	P & STEEL
MAT.  45 mm	PES
	2 / 0 / 0
	2.75 KG







FA 30 308 20

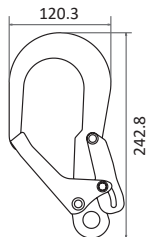


FA 30 405 15



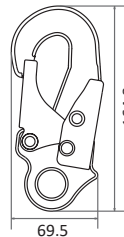
REF.	FA 30 308 20	FA 30 405 15
LG.	2.0 m	1.5 m
KG	100 KG	100 KG
CE UK CA	EN 355	EN 355
MAT.	30 mm PES	30 mm PES
	45 mm	45 mm
MAT. 	P & STEEL	P & STEEL
	NO	NO
+	MAX. DIELECTRIC RESISTANCE = 14 kV	MAX. DIELECTRIC RESISTANCE = 14 kV + PPE-R 11.063
	1.35 KG	2.03 KG

FA 50 222 55



(p. 109)

FA 50 223 15



FA 60 008 04



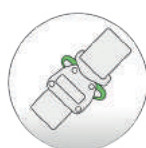
(p. 134)



FA 10 110 00



FA 10 211 00



AUTOMATIC SAFETY EAR BUCKLES



Harnais antichute non feu 2 points d'accrochage  
 Flame resistant full body harness 2 attachment points  
 Arnés anticaída ignífugo 2 puntos de enganche  
 Imbracatura anticaduta ignifuga con 2 punti di attacco  
 Antistatischer Auffanggurt mit 2 Verankerungspunkten

Harnais antichute non feu 2 points d'accrochage avec ceinture  
 Flame resistant full body harness 2 attachment points with belt  
 Arnés anticaída ignífugo 2 puntos de enganche con cinturón  
 Imbracatura anticaduta ignifuga con 2 punti di attacco e cintura  
 Antistatischer Auffanggurt mit 2 Verankerungspunkten und Haltegurt

REF.	FA 10 110 00	FA 10 211 00
Sizes	TU	TU
KG	MAX. 140 KG (PPE-R 11.132)	MAX. 140 KG (PPE-R 11.132)
CE UK CA	EN 361, ISO 9150, ISO 15025	EN 361, EN 358, ISO 9150, ISO 15025
Attachment	● ●	● ● ●
	2 / 3	2 / 4
MAT.		
MAT.  45 mm	ARAMID	ARAMID
	0 / 0 / 0	3 / 0 / 0
kg	1.79 KG	2.55 KG



FA 30 305 10  
FA 30 305 15  
FA 30 305 20



FA 30 402 10  
FA 30 402 15



REF.	FA 30 305 10	FA 30 305 15	FA 30 305 20	FA 30 402 10	FA 30 402 15
LG.	1.0 m	1.5 m	2.0 m	1.0 m	1.5 m
KG	100 KG			100 KG	
CE UK CA	EN 355, ISO 9150, ISO 15025			EN 355, ISO 9150, ISO 15025	
MAT.	:45 mm ARAMID			:45 mm ARAMID	
	45 mm			45 mm	
MAT.	STEEL			STEEL	
	NO			NO	
+	---			PPE-R 11.063	
KG	1.1 KG	1.15 KG	1.19 KG	1.6 KG	1.87 KG

FA 40 400 15

FA 40 905 20

FA 60 017 15



REF.	FA 40 400 15	FA 40 905 20	FA 60 017 15
LG.	1.5 m	1.2 m / 2.0 m	1.5 m
CE UK CA	EN 354, ISO 9150, ISO 15025	EN 358, ISO 9150, ISO 15025	EN 795 Type B, ISO 9150, ISO 15025
MAT.	:45 mm ARAMID	:35 mm ARAMID	:45 mm ARAMID
MAT.	STEEL	STEEL	STEEL
R (kN)	22 kN	15 kN	18 kN
KG	1.48 KG	0.57 KG	0.38 KG

FA 10 109 00 - FA 10 109 01



**Ex** ZONE 1



Harnais antichute antistatique 2 points d'accrochage  
 Antistatic full body harness 2 attachment points  
 Arnés anticaída antiestático 2 puntos de enganche  
 Imbracatura anticaduta antistatica con 2 punti di attacco  
 Antistatischer Auffanggurt mit 2 Verankerungspunkten

REF.	FA 10 109 00   FA 10 109 01
Sizes	S-L   L-XXL
KG	MAX. 140 KG (PPE-R 11.132)
CE UK CA	EN 361
Attachment	
	5 / 0
MAT.	ALU / INOX
MAT.	PES
	0 / 0 / 0
+	<b>Ex</b> Zone 1, EN 1149-1, ISO 80079-36, ISO 80079-37
	1.23 KG   1.27 KG


FA 30 306 20



FA 30 403 15



FA 60 004 15A



REF.	FA 30 306 20	FA 30 403 15	FA 60 004 15A
LG.	2.0 m	1.5 m	1.5 m
KG	100 KG	100 KG	
CE UK CA	EN 355	EN 355	EN 795 Type B
MAT.	: 45 mm PES	: 45 mm PES	: 45 mm PES / ALU
	45 mm	45 mm	---
MAT.	ALU	ALU	---
	NO	NO	---
R(kN) / MBS (kN)	---	---	18 kN / 30 kN
+	<b>Ex</b> Zone 1, EN 1149-1, ISO 80079-36, ISO 80079-37	<b>Ex</b> Zone 1, EN 1149-1, ISO 80079-36, ISO 80079-37, PPE-R 11.063	<b>Ex</b> Zone 1, EN 1149-1, ISO 80079-36, ISO 80079-37
	0.94 KG	1.49 KG	0.31 KG



Ex ZONE 1



1



2



3



4



5



6



7



8



1	FA 20 402 03B-07B FA 20 402 10B/S FA 20 402 15/B-20/S FA 20 402 30/S	p. 56 p. 57 p. 57/59 p. 59
2	FA 20 400 25-30/S	p. 63
3	FA 20 600 06-10-15-20	p. 62
4	FA 20 401 10/S-20/S-30/S	p. 52
5	FA 20 410 10-20-30	p. 51
6	KS 7000	p. 77
7	KS 8000	p. 80
8	KS 9000	p. 81



EX ZONE 1



15



16



17



9	FA 50 103 22	p. 104
10	FA 60 033 18	p. 147
11	FA 60 003 20-30	p. 126
12	FA 60 001 00, FA 60 002 00 FA 60 101 00, FA 60 102 00	p. 120 p. 121
13	FA 60 022 00-01-02	p. 124
14	FA 60 103 00	p. 122
15	LA 10 X00 XX, LA 10 1000 11-16	p. 186, 187
16	KS 4000	p. 150
17	FA 60 008 00-01-03	p. 134

ANTICHUTES À RAPPEL AUTOMATIQUE  
RETRACTABLE FALL ARRESTERS  
ANTICAÍDAS RETRÁCTILES  
ABSTURZSICHERUNG MIT AUTOMATISCHEM RÜCKZUG





**KRATOS**  
SAFETY

# KRONOS

PROJECT NO. 16-110-10  
SERIAL NO. 16-110-10  
DATE 10/10/16  
MFG. BY 16-110-10



1



Anse de portage  
Carrying handle  
Asa de transporte  
Maniglia per il trasporto  
Tragegriff

2



Fenêtre d'accès au mécanisme intérieur, pour vérification sans ouverture complète du boîtier  
Access window to the internal mechanism, for verification without complete opening of the housing  
Ventana de acceso al mecanismo interno, para verificación sin apertura completa de la caja  
Finestra di accesso al meccanismo interno, per verifica senza bisogno di aprire tutto il corpo del dispositivo  
Zugangsfenster zum internen Mechanismus zur Sichtkontrolle ohne vollständiges Öffnen des Gehäuses

3



Brosse de balayage du câble\*  
Wire rope-cleaning brush\*  
Cepillo de barrido del cable\*  
Spazzola per pulire il cavo\*  
Bürste zum Reinigen des Drahtseils\*

4



Cordelette permettant d'accompagner le ré-enroulement du câble / de la sangle (fournie avec les antichutes à rappel automatiques de + de 6 m)  
Cord for guiding the winding back of the wire rope/webbing (supplied with retractable fall arresters over 6 m)  
Cordel que permite acompañar el enrollamiento del cable/de la cinta (suministrado con anticaídas retráctiles de más de 6 m)  
Cordicella per accompagnare il riavvolgimento della corda/della cinghia (fornito con il prodotto, da 6 m)  
Kordel, mit der das Aufrollen bzw. -wickeln des Drahtseils/des Polyesterseils begleitet wird (mit dem Produkt geliefert, von 6 m)

2

1

3

5

5



OK



NOT OK



OK



NOT OK



# Helixon

Sans absorbeur d'énergie - pour utilisation verticale seulement - 140 KG max.  
Versions disponibles: câble acier, câble inox et sangle



Without energy absorber - for vertical use only - 140 KG maxi.  
Available versions: steel wire rope, stainless steel wire rope, webbing

Sin absorbedor de energía - sólo por uso vertical - 140 KG máx.  
Versiones disponibles: cable de acero, cable de acero inoxidable, cinta

Senza assorbitore di energia - solo per uso verticale - max 140 KG.  
Versioni disponibili: fune d'acciaio, fune d'acciaio inossidabile, cinghie

Ohne Energieabsorber - nur für den vertikalen Einsatz - 140 KG maxi. Verfügbare  
Versionen: Stahldrahtseil, Edeldrahtseil, Gurtband

# Helixon-S

Avec absorbeur d'énergie - pour utilisation verticale et horizontale - 140 KG max.  
Versions disponibles: câble acier, sangle



With energy absorber - for vertical and horizontal use - 140 KG maxi.  
Available versions: steel wire rope, webbing

Con absorbedor de energía - por uso vertical y horizontal - 140 KG máx.  
Versiones disponibles: cable de acero, cinta

Con assorbitore di energia - per uso verticale e orizzontale - max 140 KG.  
Versioni disponibili: fune d'acciaio, cinghie

Mit Energieabsorber - für vertikalen und horizontalen Gebrauch - 140 KG maxi.  
Verfügbare Versionen: Stahldrahtseil, Gurtband



i-be **S**afe system p. 84



\*: seulement sur enrouleurs câble acier et inox  
(sauf FA 20 402 03, FA 20 402 03B, FA 20 401 XX)

\*: only on galvanized wire rope and stainless steel wire rope blocks  
(except FA 20 402 03, FA 20 402 03B, FA 20 401 XX)

\*: sólo en retráctiles con cable de acero galvanizado o de acero inoxidable  
(excepto FA 20 402 03, FA 20 402 03B, FA 20 401 XX)

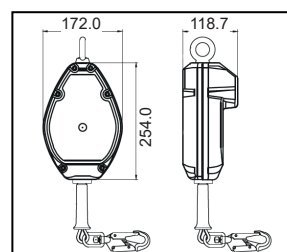
\*: solo su dispositivi anticaduta retrattili in cavo di acciaio zincato o di acciaio inossidabile  
(tranne FA 20 402 03, FA 20 402 03B, FA 20 401 XX)

\*: nur an verzinkten Stahldrahtseil und Edelstahl-Drahtseil Höhensicherungsgerät  
(außer FA 20 402 03, FA 20 402 03B, FA 20 401 XX)

FA 20 403 10B



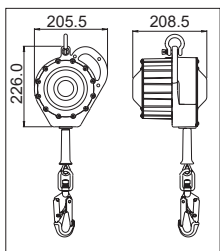
SLOW RETRACTION CABLE



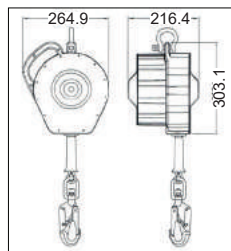
REF.	FA 20 403 10B
LG.	10.0 m
KG	140 KG
CE UK CA	EN 360
MAT.	PA / STEEL Ø4.5 mm
	ALU QUARTER
	x2
R (kN)	12 kN
	NO
+	Slow retraction cable = protection of internal mechanism
	5.23 KG



FA 20 410 10

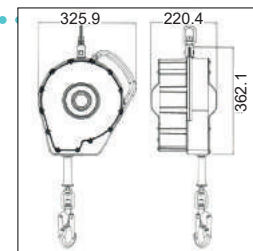


FA 20 410 20



FA 20 410 30

COMING SOON  
PROCHAINEMENT



REF.	FA 20 410 10	FA 20 410 20	FA 20 410 30
LG.	10.0 m	20.0 m	30.0 m
KG	140 KG	140 KG	140 KG
CE UK CA	EN 360	EN 360	EN 360
MAT.	INOX / INOX & PA / Ø4.5 mm	INOX / INOX & PA / Ø4.5 mm	INOX / INOX & PA / Ø4.5 mm
	INOX QUARTER / DOUBLE ACTION	INOX QUARTER / DOUBLE ACTION	INOX QUARTER / DOUBLE ACTION
360°	x1	x1	x1
R (kN)	12 kN	12 kN	12 kN
	NO	NO	NO
+	IP68 / Ex Zone 1	IP68 / Ex Zone 1	IP68 / Ex Zone 1
kg	7.36 KG	11.83 KG	20.17 KG

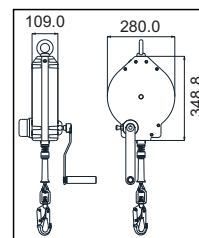
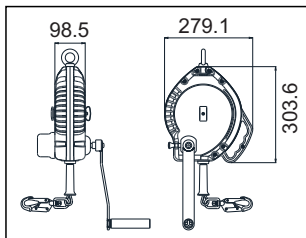
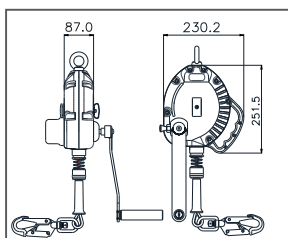
**ZONE 1**

# KALYPSO

**FA 20 401 10**  
**FA 20 401 10S**

**FA 20 401 20**  
**FA 20 401 20S**

**FA 20 401 30**  
**FA 20 401 30S**

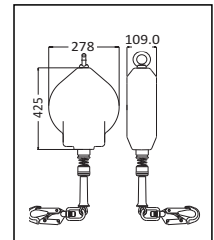

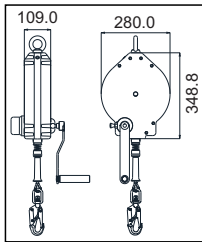


REF.	FA 20 401 10	FA 20 401 10S	FA 20 401 20	FA 20 401 20S	FA 20 401 30	FA 20 401 30S
LG.	10.0 m		20.0 m		30.0 m	
KG	140 KG		140 KG		140 KG	
	EN 360, EN 1496 Class B		EN 360, EN 1496 Class B		EN 360, EN 1496 Class B	
MAT.	PA / $\varnothing 4.5$ mm	PA / $\varnothing 4.5$ mm	PA / $\varnothing 4.5$ mm	PA / $\varnothing 4.5$ mm	PA / $\varnothing 4.5$ mm	PA / $\varnothing 4.5$ mm
	QUARTER / DOUBLE ACTION	QUARTER / DOUBLE ACTION	QUARTER / DOUBLE ACTION	QUARTER / DOUBLE ACTION	QUARTER / DOUBLE ACTION	QUARTER / DOUBLE ACTION
	x2		x2		x2	
R (kN)	12 kN		12 kN		12 kN	
	NO		NO		NO	
+	Zone 1		Zone 1		Zone 1	
	7.40 KG		9.20 KG		14.80 KG	



FA 20 401 20R

FA 20 400 20R



REF.	FA 20 401 20R	FA 20 400 20R
LG.	18.0 m	18.0 m
KG	140 KG	140 KG
CE UK CA	EN 360, EN 1496 Class B	EN 360
MAT.	PA / Synthetic Ø 6.0 mm	PA / Synthetic Ø 6.0 mm
	STEEL QUARTER / DOUBLE ACTION	STEEL QUARTER / DOUBLE ACTION
	x2	x2
R (kN)	15 kN	15 kN
	NO	NO
+	---	---
	10.61 KG	8.10 KG

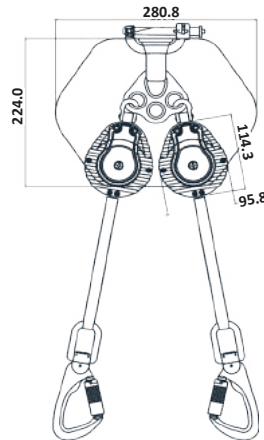
# SPILO-S

COMING SOON  
PROCHAINEMENT

FA 20 505 02



INTEGRATED ENERGY  
ABSORBER



COMING SOON  
PROCHAINEMENT

FA 20 505 02A




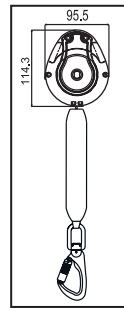
REF.	FA 20 505 02	FA 20 505 02A
LG.	2.35 m	2.35 m
KG	140 KG	140 KG
CE UK CA	EN 360	EN 360
MAT.	PA / Aramid 21 mm	PA / Aramid 21 mm
	STEEL / ALU DOUBLE ACTION / QUARTER	STEEL / ALU DOUBLE ACTION
	2x2	2x2
R (kN)	15 kN	15 kN
	YES	YES
+	PPE-R 11.060, PPE-R 11.124	PPE-R 11.060, PPE-R 11.124
	2.90 KG	3.88 KG

# Olympic-S

FA 20 503 01



Mobile Elevating Work Platform



REF.	FA 20 503 01
LG.	1.75 m
KG	140 KG
CE UK CA	EN 360
MAT.	PA / Aramid 21 mm
	STEEL / ALU QUARTER
	x2
R (kN)	15 kN
	YES (R>0,5 mm) / YES - x2 (R>0,5 mm)
+	PPE-R 11.060, DIN 19427
	0.77 KG

# Helixon-S

# Helixon

# Helixon-S

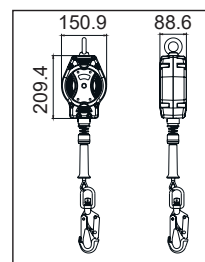
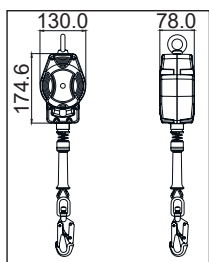
# Helixon

FA 20 402 03

FA 20 402 03B

FA 20 402 07

FA 20 402 07B



REF.	FA 20 402 03	FA 20 402 03B	FA 20 402 07	FA 20 402 07B
LG.	3.5 m		7.0 m	
KG	140 KG		140 KG	
CE UK CA	EN 360		EN 360	
MAT.	PA / STEEL Ø4.8 mm	PA / STEEL Ø4.5 mm	PA / STEEL Ø4.8 mm	PA / STEEL Ø4.5 mm
	STEEL QUARTER / DOUBLE ACTION		STEEL QUARTER / DOUBLE ACTION	
	x2		x2	
R (kN)	12 kN		12 kN	
	YES	NO	YES	NO
+	PPE-R 11.060	Ex Zone 1 EN 360 §4.6 (endurance test)	PPE-R 11.060	Ex Zone 1 EN 360 §4.6 (endurance test)
kg	2.95 KG	2.68 KG	4.08 KG	3.70 KG



**Helixon-S**

**Helixon**

**Helixon-S**

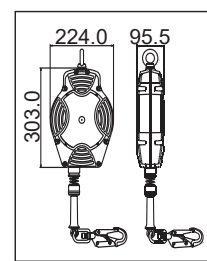
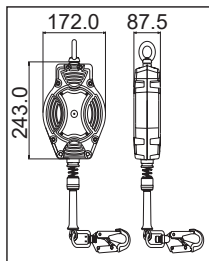
**Helixon**

FA 20 402 10

FA 20 402 10B  
FA 20 402 10S

FA 20 402 15

FA 20 402 15B



REF.	FA 20 402 10	FA 20 402 10B	FA 20 402 10S	FA 20 402 15	FA 20 402 15B
LG.		10.0 m		15.0 m	
KG		140 KG		140 KG	
		EN 360		EN 360	
MAT.	/	PA /	PA /	PA /	PA /
	Ø4.8 mm	Ø4.5 mm	Ø4.5 mm	Ø4.8 mm	Ø4.5 mm
	QUARTER / DOUBLE ACTION	QUARTER / DOUBLE ACTION	QUARTER / DOUBLE ACTION	QUARTER / DOUBLE ACTION	
		x2		x2	
R (kN)		12 kN		12 kN	
	YES	NO	NO	YES	NO
+	PPE-R 11.060	Zone 1 EN 360 §4.6 (endurance test)	Zone 1 EN 360 §4.6 (endurance test)	PPE-R 11.060	Zone 1 EN 360 §4.6 (endurance test)
	4.82 KG	4.50 KG	4.50 KG	8.01 KG	7.49 KG

# Helixon-S EXO

# EXO

FA 20 402 10EXO



**NEW** FA 20 EXO 07  
FA 20 EXO 10  
FA 20 EXO 15


COMING SOON  
PROCHAINEMENT

COMING SOON  
PROCHAINEMENT





REF.	FA 20 402 10EXO	FA 20 EXO 07	FA 20 EXO 10	FA 20 EXO 15
LG.	10.0 m			
KG	140 KG			
CE UK CA	EN 360			
MAT.	PA / STEEL Ø4.8 mm		PA / ---	
	STEEL QUARTER / DOUBLE ACTION			
360°	x2			
R (kN)	12 kN			
	YES			
+	PPE-R 11.060, integrated exoskeleton (FA 20 EXO 10)	FA 20 402 07/B FA 20 504 06/B	FA 20 402 10/B/S	FA 20 402 15/B FA 20 402 20 FA 20 504 12
kg	4.98 KG	0.38 KG	0.53 KG	0.71 KG























# Helixon

FA 20 402 20  
FA 20 402 20S 



COMING SOON  
PROCHAINEMENT  
FA 20 402 30  
FA 20 402 30S 



REF.	FA 20 402 20	FA 20 402 20S	FA 20 402 30	FA 20 402 30S
LG.	20.0 m		30.0 m	
KG	140 KG		140 KG	
 	EN 360		EN 360	
MAT.  / 	PA /  Ø4.5 mm	PA /  Ø4.5 mm	PA /  Ø4.5 mm	PA /  Ø4.5 mm
	 QUARTER / DOUBLE ACTION	 /  QUARTER / DOUBLE ACTION	 QUARTER / DOUBLE ACTION	 /  QUARTER / DOUBLE ACTION
	x2	x2	x2	x2
R (kN)	12 kN	12 kN	12 kN	12 kN
	NO	NO	NO	NO
+	 Zone 1 EN 360 §4.6 (endurance test)	 Zone 1 EN 360 §4.6 (endurance test)	 Zone 1 EN 360 §4.6 (endurance test)	 Zone 1 EN 360 §4.6 (endurance test)
	7.70 KG	7.70 KG	13.30 KG	13.30 KG

# Helixon-S

# Helixon

# Helixon-S

# Helixon

# Helixon-S

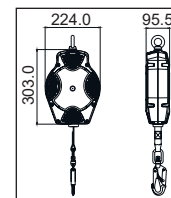
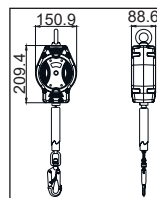
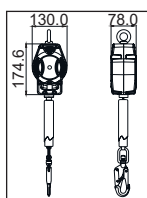
FA 20 504 03

FA 20 504 03B

FA 20 504 06

FA 20 504 06B

FA 20 504 12



REF.	FA 20 504 03	FA 20 504 03B	FA 20 504 06	FA 20 504 06B	FA 20 504 12
LG.	3.5 m		6.0 m		12.0 m
KG	140 KG		140 KG		140 KG
CE UK CA	EN 360		EN 360		EN 360
MAT.	PA / PES 25 mm		PA / PES 25 mm		PA / PES 25 mm
	QUARTER / DOUBLE ACTION		QUARTER / DOUBLE ACTION		QUARTER / DOUBLE ACTION
	x2		x2		x2
R (kN)	15 kN		15 kN		15 kN
	YES	NO	YES	NO	YES
+	PPE-R 11.060	EN 360 §4.6 (endurance test)	PPE-R 11.060	EN 360 §4.6 (endurance test)	PPE-R 11.060
	2.31 KG	2.13 KG	3.21 KG	3.06 KG	6.84 KG

# Olympic-S2

# Olympic-S

FA 20 502 02



FA 20 503 02



FA 20 506 02



FA 20 502 00A

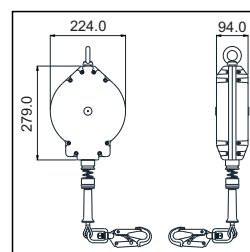
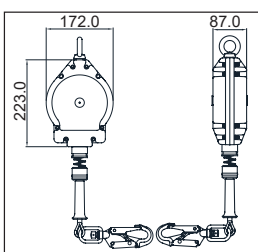


REF.	FA 20 502 02	FA 20 503 02	FA 20 506 02	FA 20 502 00A
LG.		2.0 m	2.0 m	---
KG		140 KG	140 KG	---
CE UK CA	EN 360	EN 360	EN 360	---
MAT.	PA / Aramid 21 mm	PA / Aramid 21 mm	PA / Aramid 21 mm	---
	ALU QUARTER	ALU QUARTER / DOUBLE ACTION	ALU DOUBLE ACTION / QUARTER	STEEL DOUBLE ACTION
360°	x2	x1	x2	---
R (kN)	15 kN		15 kN	23 kN
	YES		YES	---
+	PPE-R 11.060, FACTOR 2 - 100 KG		PPE-R 11.060	FA 20 502 02, FA 20 503 02
kg	0.77 KG   1.25 KG		1.35 KG	0.15 KG

# Olympic

FA 20 600 06  
FA 20 600 10

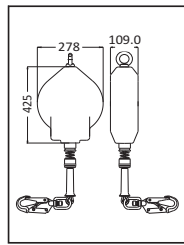
FA 20 600 15  
FA 20 600 20



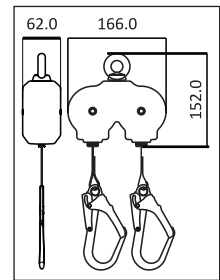
REF.	FA 20 600 06	FA 20 600 10	FA 20 600 15	FA 20 600 20
LG.	6.0 m   10.0 m		15.0 m   20.0 m	
KG	140 KG		140 KG	
CE UK CA	EN 360		EN 360	
MAT.	ALU / STEEL Ø4.5 mm		ALU / STEEL Ø4.5 mm	
	STEEL SCREW / DOUBLE ACTION		STEEL SCREW / DOUBLE ACTION	
	x2		x2	
R (kN)	12 kN		12 kN	
	NO		NO	
+	Ex Zone 1		Ex Zone 1	
	4.57 KG   4.95 KG		8.18 KG   8.58 KG	

# Olympic

FA 20 400 25  
FA 20 400 30  
FA 20 400 30S



FA 20 500 02



REF.	FA 20 400 25	FA 20 400 30	FA 20 400 30S	FA 20 500 02
LG.	25.0 m   30.0 m			2.0 m
KG	140 KG			100 KG
CE UK CA	EN 360			EN 360
MAT.	PA / STEEL Ø4.5 mm	PA / INOX Ø4.5 mm		ALU / PES 25 mm
	STEEL SCREW / DOUBLE ACTION	STEEL / INOX SCREW / DOUBLE ACTION		STEEL SCREW / DOUBLE ACTION
360°	x2			x1
R (kN)	12 kN			15 kN
	NO			NO
+	Ex Zone 1			---
	12.50 KG	13.25 KG	13.25 KG	2.80 KG



# VORAS


# VORAS F2

FA 20 300 02

FA 20 301 02

FA 20 303 02

FA 20 302 02



REF.	FA 20 300 02	FA 20 301 02	FA 20 303 02	FA 20 302 02
LG.	2.5 m	2.5 m	2.5 m	2.0 m
KG	140 KG	140 KG	140 KG	140 KG
CE UK CA	EN 360	EN 360	EN 360	EN 360 PPE-R 11.085
MAT.	PVC / PA & PES 50 mm	PVC / PA & PES 50 mm	PVC / PA & PES 50 mm	PVC / PA & PES 50 mm
	STEEL SCREW	STEEL DOUBLE ACTION	STEEL DOUBLE ACTION	STEEL DOUBLE ACTION
	x1	x1	x1	x1
R (kN)	15 kN	15 kN	15 kN	15 kN
	NO	NO	NO	NO
+	---	---	---	FACTOR 2 - 100 KG
KG	1.15 KG	1.20 KG	1.70 KG	1.35 KG



FA 20 903 00  
FA 20 903 01  
FA 20 903 02



Déperlant  
Water Repellent  
Repele el agua  
Deperlante  
Wasserabweisend


Housse de protection  
Protective cover  
Funda de protección  
Custodia protettiva  
Schutzhülle

	FA 20 903 00	FA 20 903 01	FA 20 903 02
<b>Olympe</b>	FA 20 600 06/10	FA 20 600 15/20	
<b>Melixon</b>	FA 20 402 07* FA 20 504 06*	FA 20 402 10*	FA 20 402 15* FA 20 402 20* FA 20 504 12*

\* Quelle que soit la variante  
Whatever the variant  
Cualquiera que sea la variante  
Qualunque sia la variante  
Worche Variante auch immer

REF.	FA 20 903 00	FA 20 903 01	FA 20 903 02
	0.13 KG	0.15 KG	0.17 KG

FA 20 904 06  
FA 20 904 07  
FA 20 904 10  
FA 20 904 12  
FA 20 904 15  
FA 20 904 20  
FA 20 904 25  
FA 20 904 30



REF.	LENGTH
FA 20 904 06	6 m
FA 20 904 07	7 m
FA 20 904 10	10 m
FA 20 904 12	12 m
FA 20 904 15	15 m
FA 20 904 20	20 m
FA 20 904 25	25 m
FA 20 904 30	30 m



# TYROLL

FA 20 800 00



FA 20 800 01




FA 70 016 00

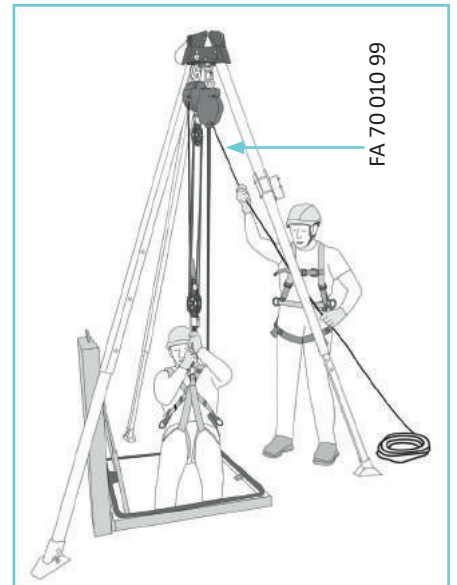
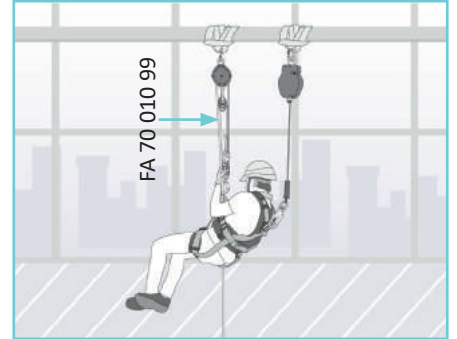
+



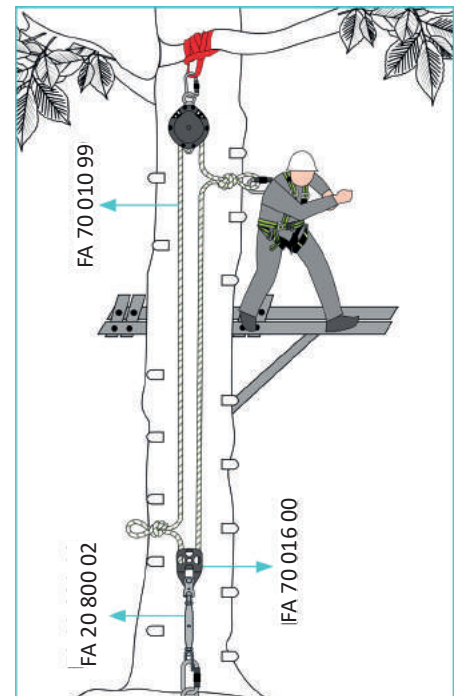
FA 20 800 02



Corde FA 70 010 99 vendue séparément (p. 157)  
 Rope FA 70 010 99 sold separately (p. 157)  
 Cuerda FA 70 010 99 vendida aparte (p. 157)  
 Corda FA 70 010 99 venduta separatamente (p. 157)  
 Seil FA 70 010 99 ist separat erhältlich (p. 157)



REF.	FA 20 800 00	FA 20 800 01
KG	100 KG	---
	EN 360	---
MAT. 	P &	/
	x1	x1
R (kN)	13 kN	---
	NO	---
+	---	---
	1.05 KG	1.22 KG



ANTICHUTES COULISSANTS  
GUIDED TYPE FALL ARRESTERS  
ANTICAÍDAS DESLIZANTES  
ANTICADUTA SCORREVOLI  
MITLAUFENDE ABSTURZSICHERUNG



# BLOCKER EVO

FA 20 103 00D

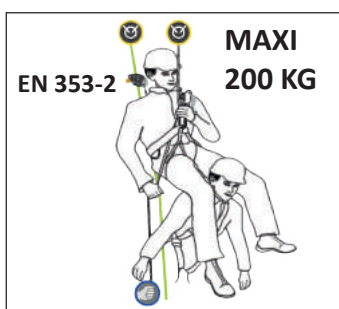
**NEW**




EN 12841 +



FA 70 011 99 (p.157)



- FA 20 103 10
- FA 20 103 15
- FA 20 103 20
- FA 20 103 30
- FA 20 103 40
- FA 20 103 50

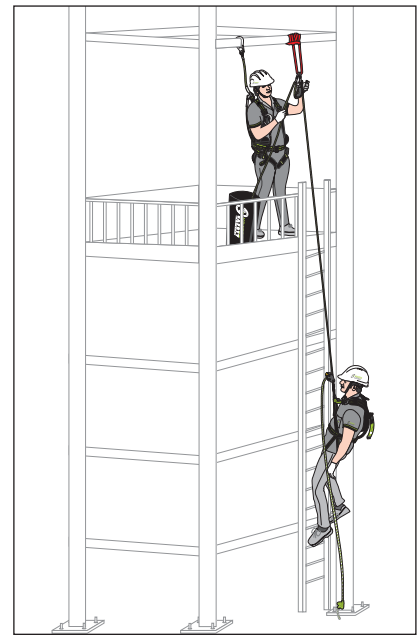


REF.	FA 20 103 00D	FA 20 103 XX
LG.	---	10 m   15 m   20 m   30 m   40 m   50 m
KG	140 KG	---
	EN 353-2	EN 353-2
MAT.		
	YES	---
		---
R (kN)	15 kN	15 kN
+	EN 353-2: 200 Kg in rescue only EN 12841 Type A	---
	0.35 KG	10 m : 1.50 KG 15 m : 1.75 KG 20 m : 2.55 KG 30 m : 3.60 KG 40 m : 4.65 KG 50 m : 5.70 KG

FA 20 113 30  
FA 20 113 50



1. FA 20 103 00D	EN 353-2, EN 12841 A
2. FA 20 103 30 (30 m) / FA 20 103 50 (50 m)	EN 353-2
3. FA 50 301 23 (x3)	EN 362
4. FA 60 005 15 (x2)	EN 795 Type B
5. FA 60 029 05	EN 795 Type B
6. FA 70 021 00	EN 341 2A, EN 12841 C
7. FA 90 105 00	---



REF.	FA 20 113 30	FA 20 113 50
LG.	30 m	50 m
KG	140 KG	
CE UK CA	EN 353-2, EN 341, EN 12841, EN 362, EN 795	
kg	6.68 KG	8.78 KG



# NiRO-S

**NEW**

- FA 20 102 10A
- FA 20 102 15A
- FA 20 102 20A
- FA 20 102 30A
- FA 20 102 40A
- FA 20 102 50A



# LOREL-A

- FA 20 103 10C
- FA 20 103 20C



REMOVABLE



FA 20 103 00ABS

EN 353-2	100 kg		
EN 353-2	140 kg		
EN 358	140 kg		

REF.	FA 20 102 XXA	FA 20 103 10C   FA 20 103 20C
LG.	10 m   15 m   20 m   30 m   40 m   50 m	10 m   20 m
KG	140 KG	140 KG
CE UK CA	EN 353-2	EN 353-2, EN 358
MAT.	SNOX / PES 12 mm	ALU / PA 11 mm
	NO	NO
	STEEL QUARTER	STEEL QUARTER
R (kN)	15 kN	15 kN
+	PPE-R 11.075	---
kg	10 m : 1.88 KG 15 m : 2.68 KG 20 m : 3.03 KG 30 m : 4.03 KG 40 m : 4.83 KG 50 m : 5.78 KG	2.10 KG   3.15 KG

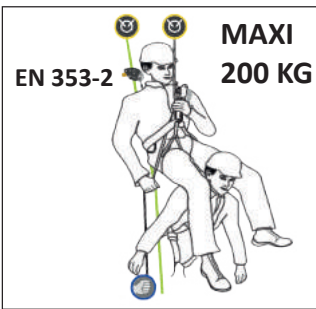
# BLOCKER

FA 20 103 00A

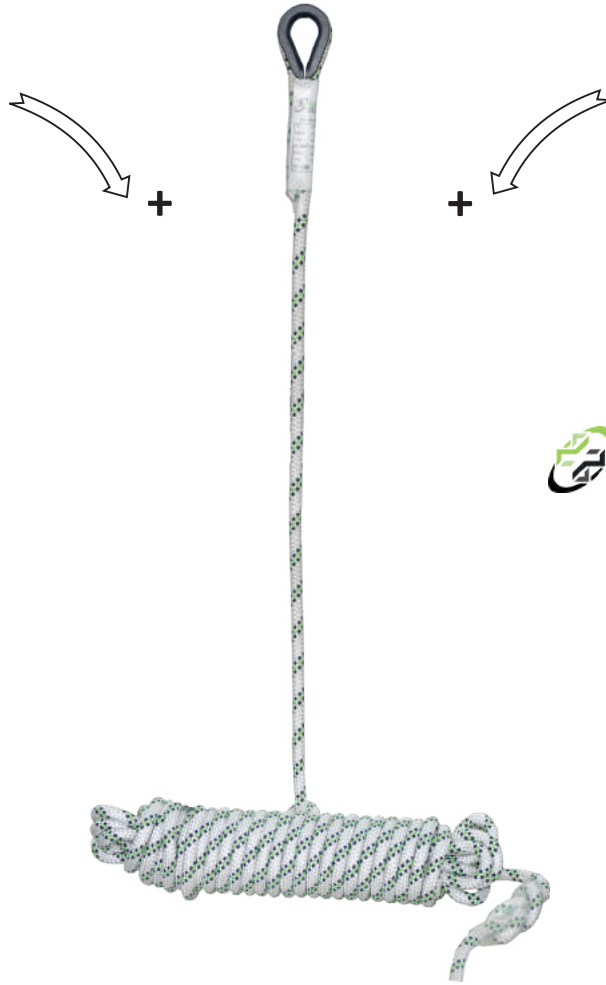


EN 12841 +

FA 70 011 99 (p. 157)

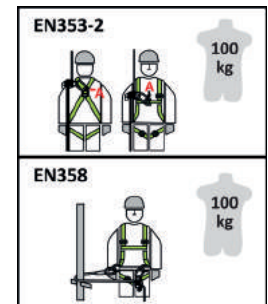


FA 20 103 10  
FA 20 103 15  
FA 20 103 20  
FA 20 103 30  
FA 20 103 40  
FA 20 103 50



# LOREL

FA 20 103 00B



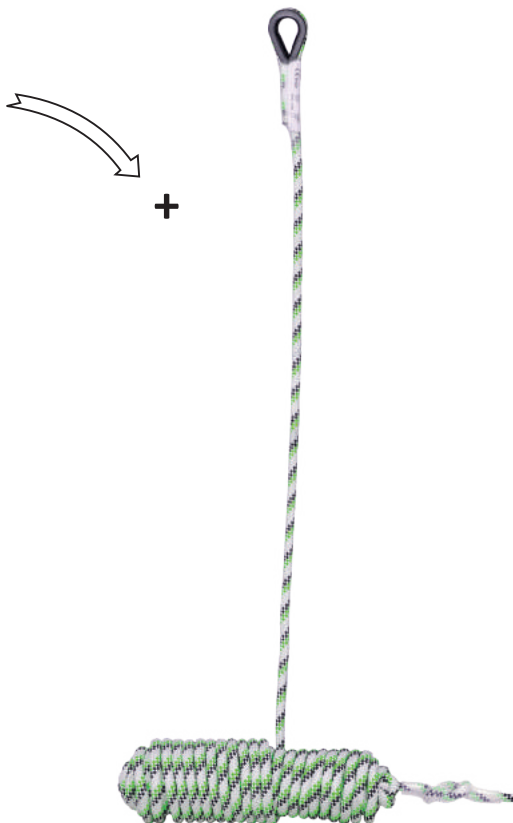
REF.	FA 20 103 00A	FA 20 103 XX	FA 20 103 00B
LG.	---	10m   20m   30m   40m   50m	---
KG	140 KG	---	100 KG
CE UK CA	EN 353-2	EN 353-2, EN 358	EN 353-2, EN 358
MAT.	ALU	PA 11 mm	ALU
	YES	---	NO
	STEEL QUARTER	---	STEEL QUARTER
R (kN)	15 kN	15 kN	15 kN
+	EN 353-2: 200 KG in rescue only EN 12841 Type A	---	---
kg	0.35 KG	10m : 1.50 KG 20m : 2.55 KG 30m : 3.60 KG 40m : 4.65 KG 50m : 5.70 KG	0.34 KG

**illy**

FA 20 104 00



FA 20 104 10  
FA 20 104 20  
FA 20 104 30  
FA 20 104 40  
FA 20 104 50



**NiRO**

FA 20 102 10  
FA 20 102 15  
FA 20 102 20



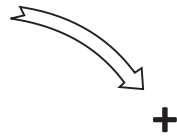
REF.	FA 20 104 00	FA 20 104 XX	FA 20 102 XX
LG.	---	10 m   20 m   30 m   40 m   50 m	10 m   15 m   20 m
KG	140 KG	---	140 KG
CE UK CA	EN 353-2	EN 353-2	EN 353-2
MAT.	INOX	PES 12 mm	STEEL / PES 12 mm
	YES	---	NO
	STEEL SCREW	---	STEEL SCREW
R (kN)	15 kN	15 kN	15 kN
Kg	0.66 KG	10 m : 1.71 KG 20 m : 2.76 KG 30 m : 3.81 KG 40 m : 4.86 KG 50 m : 5.91 KG	10 m : 1.65 KG 15 m : 2.45 KG 20 m : 2.80 KG








# Lofty-A

FA 20 100 00B

FA 20 100 10  
FA 20 100 20  
FA 20 100 30  
FA 20 100 40  
FA 20 100 50




REF.	FA 20 100 00B	FA 20 100 XX
LG.	---	10m   20m   30m   40m   50m
KG	100 KG	---
CE UK CA	EN 353-2	EN 353-2
MAT.		 PA 14-16 mm
	YES	---
		---
R (kN)	15 kN	15 kN
kg	1.20 KG	10 m : 1.25 KG 20 m : 2.50 KG 30 m : 3.90 KG 40 m : 5.15 KG 50 m : 6.05 KG

FA 20 901 00



FA 90 004 00



FA 90 005 00



FA 90 006 00



REF.	FA 20 901 00	FA 90 004 00	FA 90 005 00	FA 90 006 00
LG.	---	55 cm	---	44 cm x 12.5 cm
MAT.	P &  STEEL	PVC	INOX	ALU &  INOX
	0.59 KG	0.05 KG	0.57 KG	1.59 KG





# KS 2001

REF.	KS 2001
KG	100 KG
CE UK CA	EN 353-2
MAT.	INOX
R (kN)	15 kN



REF. FA 20 200 00

R> 15 kN

MAT. INOX

KG 0.90 KG



1  
PAGE 78

3  
PAGE 79

4  
PAGE 79

2  
PAGE 78

2  
PAGE 78

# KS 6000

REF.	KS 6000
KG	100 KG
CE UK CA	EN 353-1
MAT.	INOX
R (kN)	15 kN



REF. FA 20 200 02  
 R> 15 kN  
 MAT. INOX  
 Kg 0.82 KG



# KS 7000

REF.	KS 7000
KG	140 KG
CE UK CA	EN 353-1
MAT.	INOX
R (kN)	15 kN
+	Ex II 2 G Exh IIC T6 Gb



REF. FA 20 200 01  
 R> 15 kN  
 MAT. INOX  
 Kg 0.60 KG

**NEW**

OR

REF.	KS 7000	
KG	KG	140 KG
CE UK CA	EN 353-1, PPE-R/11.119 (2 users)	
MAT.	INOX	
R (kN)	15 kN	



REF. FA 20 200 02  
 R> 15 kN  
 MAT. INOX  
 Kg 0.82 KG



# 1

## ANCRAGES / ANCHORAGES / ANCLAJES / ANCORAGGI / ANSCHLAGPUNKTE



**REF.** FA 20 210 19  
**CE** EN 795 Type A  
**Icon** x1  
**MAT.** **STEEL / INOX**  
**Icon** 5 x  $\square$   $\varnothing$  M12  
**R (kN)** 12 kN  
**Icon** 7.67 KG  
**Sys.** KS 2001 / KS 6000 / KS 7000



**SINGULAR FA 20 201 01**  
**NEW**  
**REF.** FA 20 201 00 | FA 20 201 01  
**CE** EN 795 Type A  
**Icon** x1  
**MAT.** **INOX 316**  
**Icon** 2x M16 x 220 mm | 2x M12 x 220 mm  
**R (kN)** 15 kN  
**Icon** 3.26 KG | 1.25 KG  
**Sys.** KS 2001 / KS 6000 / KS 7000




**REF.** FA 20 209 00  
**CE** EN 795 Type A  
**Icon** x1  
**MAT.** **INOX 316**  
**Icon** 2 x  $\square$   $\varnothing$  M12  
**R (kN)** 15 kN  
**Icon** 1.30 KG  
**Sys.** KS 2001 / KS 6000 / KS 7000

# 2

## FIXATIONS BASES / END ATTACHMENT POINTS / FIJACIONES BAJAS / FISSAGI INFERIORE / BEFESTIGUNG UNTEN

FA 20 201 01



**REF.** FA 20 201 01  
**CE** EN 795 Type A  
**Icon** x1  
**MAT.** **INOX 316**  
**Icon** 2x M12x220 mm  
**R (kN)** 15 kN  
**Icon** 1.25 KG  
**Sys.** KS 6000 / KS 7000

FA 20 205 00



**REF.** FA 20 205 00 - FA 20 205 01  
**MAT.** **INOX**  
**Icon** 1.05 KG | 0.80 KG  
**Sys.** KS 6000 / KS 7000

**NEW** FA 20 205 01



FA 20 203 00



**REF.** FA 20 203 00  
**CE** ---  
**Icon** x1  
**MAT.** **STEEL**  
**Icon** 2 x  $\square$   $\varnothing$  8mm  
**R (kN)** ---  
**Icon** 1.05 KG  
**Sys.** KS 2001

REF. FA 20 204 00



**MAT.** **STEEL**  
**Icon** 6.0 KG  
**Sys.** KS 2001

# 3

## SUPPORT D'ASSURAGE / LIFELINE / LÍNEA DE ANCLAJE / SUPPORTO DI SICUREZZA / SEILSICHERUNG



REF.	FA 20 207 00
CE	---
	x1
MAT.	INOX 316
	---
R (kN)	34 kN
	0.39 KG
Sys.	KS 2001 / KS 4000 / KS 6000 / KS 7000



REF.	FA 20 200 99
CE	---
	x1
MAT.	INOX
	7x19 Ø 8 mm
R (kN)	R> 36 kN
	0.28 KG/m
Sys.	KS 2001 / KS 4000 / KS 6000 / KS 7000



REF.	FA 20 200 98
LG.	1 m
R>	36 kN
MAT.	INOX
Ø	8 mm
Sys.	KS 20001 / KS 6000 / KS 7000



REF.	FA 20 206 00
R>	15 kN
MAT.	INOX
	1.23 KG
Sys.	KS 7000



REF. FA 20 200 97



# 4

## FIXATION INTERMÉDIAIRE / INTERMEDIATE ATTACHMENT / FIJACIÓN INTERMEDIARIA / FISSAGGIO INTERMEDIO / ZWISCHENBEFESTIGUNG



REF.	FA 20 202 00
CE	---
	x1
MAT.	INOX 316
	4xM12
	0.49 KG
Sys.	KS 2001 / KS 6000 / KS 7000

## MARQUAGE / MARKING / MARCADO / MARCATURA / MARKIERUNG

		689 CHEMIN DU BUCLAY LIEU-DIT LA MAURIÈRE 38540 HEYRHEUX - FRANCE TEL. +33 (0)4 72 48 78 27		
INSTALLED BY				MAXIMUM NUMBER OF USERS:
PRODUCT / SYSTEM				
STANDARD / NORM				
BATCH AND YEAR OF MANUFACTURE				
LENGTH (in M)	CLEARANCE:			
INSTALLATION DATE / REFERENCE				
ACCEPTANCE DATE				
INSPECTION DATE				

REF. FA 20 902 00



## KS 8000

REF.	KS 8000
LG.	---
KG	100 KG
CE	EN 353-1
MAT.	ALU & STEEL & SNOX
R (kN)	15 kN
+	Ex Zone 1

1  
PAGE 82

2  
PAGE 82



REF. FA 20 700 00  
 R> 15 kN  
 MAT. SNOX  
 Kg 0.60 KG  
 FALL INDICATOR

4  
PAGE 83

3  
PAGE 82



# KS 9000

REF.	KS 9000
LG.	---
KG	100 KG
CE	EN 353-1
MAT.	ALU & STEEL & SNOX
R (kN)	15 kN
+	Ex Zone 1




REF. FA 20 700 00

R> 15 kN

MAT. SNOX

kg 0.60 KG

FALL INDICATOR

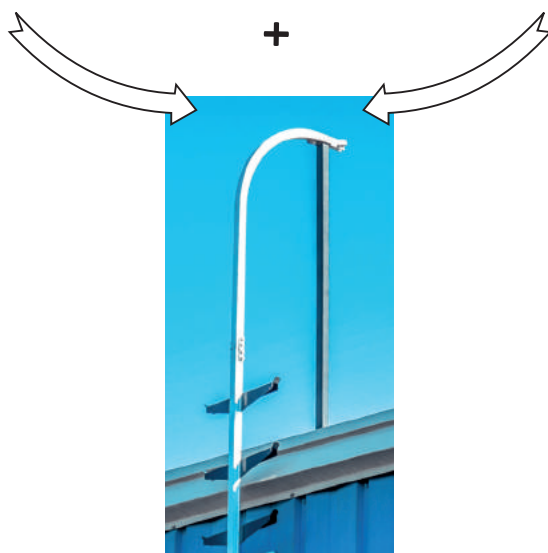


**1**

**EXTENSION HAUTE / TOP EXTENSION / EXTENSIÓN SUPERIOR  
ESTENSIONE SUPERIORE / ERWEITERUNG OBEN**



REF. FA 20 701 00  
LG. 1.5 m  
MAT. ALU  
 2.90 KG  
Sys. KS 8000 / KS 9000



COMING SOON  
PROCHAINEMENT




REF. FA 20 701 01  
LG. 1.5 m  
MAT. STEEL  
 10.45 KG  
Sys. KS 8000 / KS 9000

**2**

**RAIL / RAIL / RAÍL / ROTAIA / ZWISCHENSCHIENE**



REF. FA 20 702 01  
LG. 3.0 m  
MAT. ALU  
 4.0 KG  
Sys. KS 5000 / KS 8000



REF. FA 20 702 00  
LG. 3.0 m  
MAT. ALU  
 4.0 KG  
Sys. KS 9000

**3**

**EXTRÉMITÉ BASSE / BOTTOM PART /  
EXTREMO INFERIOR / ESTREMITÀ INFERIORE / UNTERES ENDE**



REF. FA 20 703 01  
LG. 3.0 m  
MAT. ALU  
 4.10 KG  
Sys. KS 5000 / KS 8000



REF. FA 20 703 00  
LG. 3.0 m  
MAT. ALU  
 4.10 KG  
Sys. KS 9000

# 4

## ACCESSOIRES / ACCESSORIES / ACCESORIOS / ACCESSORI / ZUBEHÖR



REF. FA 20 704 00  
 MAT. ALU SNOX  
 Kg 0.18 KG  
 Sys. KS 5000 / KS 8000 / KS 9000



REF.	FA 20 705 00
CE	---
🔧	x1
MAT.	SNOX
📦	---
R (kN) / MBS (kN)	---
Kg	0.20 KG
Sys.	KS 8000



REF. FA 20 707 00  
 MAT. STEEL  
 Kg 0.86 KG  
 Sys. KS 9000



REF. FA 20 708 00  
 MAT. SNOX  
 Kg 0.08 KG  
 Sys. KS 5000 / KS 9000

# 5

## FIXATIONS / CLAMPS / FIJACIONES / FISSAGGI / BEFESTIGUNGEN

## MARQUAGE / MARKING / MARCADO / MARCATURA / MARKIERUNG



689 CHEMIN DU BUCLAY LIEU-DIT LA MURIERE 38040 HEVILLIEX - FRANCE TEL : +33 (0)4 72 48 78 27		CE UK CA
INSTALLED BY		
PRODUCT / SYSTEM		
STANDARD / NORM		
BATCH AND YEAR OF MANUFACTURE		
LENGTH (m)	CLEARANCE:	
INSTALLATION DATE / REFERENCE		MAXIMUM NUMBER OF USERS:
ACCEPTANCE DATE		
INSPECTION DATE		

REF. FA 20 902 00

REF.	FA 20 706 01
CE	---
🔧	x1
MAT.	STEEL
📦	M16
R (kN) / MBS (kN)	---
Kg	5.48 KG
Sys.	KS 9000

REF.	FA 20 706 00
CE	---
🔧	x1
MAT.	SNOX
📦	M16
R (kN) / MBS (kN)	---
Kg	1.16 KG
Sys.	KS 5000 / KS 9000

LONGES AVEC ABSORBEUR D'ÉNERGIE  
ENERGY ABSORBING LANYARDS  
ESLINGAS CON ABSORBEDOR DE ENERGÍA  
CORDINI CON ASSORBITORI DI ENERGIA  
VERBINDUNGSMITTEL MIT FALLDÄMPFER



**Système i-beSafe :**

Calculez simplement l'espace minimum requis sous votre zone de travail et votre tirant d'air.

**Sistema i-beSafe :**

Basta con calcular el espacio mínimo requerido bajo la zona de trabajo y la altura libre.

**i-beSafe-System :**

Berechnen Sie einfach den erforderlichen Mindestabstand unterhalb Ihres Arbeitsbereichs und Ihre Sturzhöhe.

**i-beSafe System:**

Calculate easily the minimum space under your work area and your clearance.

**Sistema i-beSafe :**

Calcolare semplicemente lo spazio minimo richiesto nell'area di lavoro e il tirante d'aria.

**i-beSafe**  
system



FA 30 723 20



FA 30 820 15



FA 30 822 15



FA 30 823 15



OK NOT OK

REF.	FA 30 723 20	FA 30 820 15	FA 30 822 15	FA 30 823 15
LG. (MIN./MAX.)	1.5 m / 2.0 m	1.2 m / 1.5 m	1.2 m / 1.5 m	1.2 m / 1.5 m
KG	140 KG	140 KG	140 KG	140 KG
CE UK CA	EN 355	EN 355	EN 355	EN 355
MAT.	: 30 mm PES	: 30 mm PES	: 30 mm PES	: 30 mm PES
	45 mm	45 mm	45 mm	45 mm
	 QUARTER / DOUBLE ACTION	 QUARTER / DOUBLE ACTION	 QUARTER / DOUBLE ACTION	 QUARTER / DOUBLE ACTION
	YES	YES	YES	YES
+	x1	PPE-R 11.063 x1	PPE-R 11.063 x2	PPE-R 11.063 x1 109 mm rebar hooks
KG	1.14 KG	1.60 KG	1.87 KG	2.55 KG

**gravity-s**










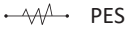



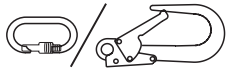










**FA 30 900 20**



**INTERNAL SHOCK ABSORBER**

**FA 30 1000 20**



REF.	FA 30 724 20	FA 30 824 20	FA 30 900 20	FA 30 1000 20
LG. (MIN./MAX.)	1.4 m / 2.0 m	1.5 m / 2.0 m	1.4 m / 2.0 m	1.4 m / 2.0 m
 KG	140 KG	140 KG	140 KG	140 KG
	EN 355	EN 355	EN 355	EN 355
MAT.	 :30 mm  PES	 :30 mm  PES	 :45 mm  PES	 :45 mm  PES
	45 mm	45 mm	INTERNAL ABSORBER	INTERNAL ABSORBER
	 QUARTER / DOUBLE ACTION	 QUARTER / DOUBLE ACTION	 QUARTER / DOUBLE ACTION	 QUARTER / DOUBLE ACTION
	YES	YES	YES	YES
+	 x1	PPE-R 11.063  x1	PPE-R 11.063  x1	PPE-R 11.063  x1
	1.30 KG	2.03 KG	1.01 KG	1.88 KG

# CURIOSITY-S

FA 30 522 10  
FA 30 522 12  
FA 30 522 15  
FA 30 522 20



FA 30 620 15



FA 30 621 15



ANTICUT ROPE



REF.	FA 30 522 XX	FA 30 620 15	FA 30 621 15
LG. (MIN./ MAX.)	1.0 m   1.2 m   1.5 m   2.0 m	1.5 m	1.5 m
KG	140 KG	140 KG	140 KG
CE UK CA	EN 355	EN 355	EN 355
MAT.	● PA 11 mm	● PA 11 mm	● PA 11 mm
	45 mm	45 mm	45 mm
	QUARTER / DOUBLE ACTION	QUARTER / DOUBLE ACTION	QUARTER / DOUBLE ACTION
	YES	YES	YES
+	---	PPE-R 11.063	PPE-R 11.063, 109 mm rebar hooks
kg	1.01 KG   1.03 KG   1.06 KG   1.10 KG	1.76 KG	2.52 KG



# CURIOSITY

FA 30 514 20



FA 30 614 20



FA 30 000 45



ADJUSTABLE



REF.	FA 30 514 20	FA 30 614 20	FA 30 000 45
<b>LG.</b>  <b>KG</b>	Min. 1.4 m Maxi. 2.0 m <hr/> 140 KG	Min. 1.4 m Maxi. 2.0 m <hr/> 140 KG	0.32 m / 1.50 m <hr/> 140 KG
	EN 355	EN 355	EN 355
<b>MAT.</b>	PA 11 mm	PA 11 mm	45 mm PES
	45 mm	45 mm	45 mm
	 QUARTER / DOUBLE ACTION	 QUARTER / DOUBLE ACTION	---
	NO	NO	---
+	---	PPE-R 11.063	---
	1.21 KG	1.91 KG	0.35 KG

# HOPE

FA 30 500 15  
FA 30 500 20



FA 30 600 13



FA 30 502 15  
FA 30 502 20



FA 30 600 10  
FA 30 600 15



FA 30 503 15  
FA 30 503 20



FA 30 000 35



REF.	FA 30 500 XX	FA 30 502 XX	FA 30 503 XX	FA 30 600 13	FA 30 600 XX	FA 30 000 35
LG.	1.5 m   1.8 m	1.5 m   1.8 m	1.5 m   2.0 m	1.3 m	1.0 m   1.5 m	0.22 m / 1.30 m
KG	100 KG	100 KG	100 KG	100 KG	100 KG	100 KG
CE UK CA	EN 355	EN 355	EN 355	EN 355	EN 355	EN 355
MAT.	● PA 11 mm	● PA 11 mm	● PA 11 mm	● PA 11 mm	● PA 11 mm	~: 35 mm PES
	35 mm	35 mm	45 mm	45 mm	45 mm	35 mm
	---	STEEL	STEEL	---	STEEL	---
	NO	NO	NO	NO	NO	---
+	---	---	---	PPE-R 11.063	PPE-R 11.063	---
kg	0.42 KG   0.46 KG	0.91 KG   0.93 KG	1.13 KG   1.15 KG	0.77 KG	1.60 KG   1.82 KG	0.2 KG

# HOPE

FA 30 200 15



FA 30 304 18




FA 30 400 18
















FA 30 703 20



FA 30 800 15



REF.	FA 30 200 15	FA 30 304 18	FA 30 400 18	FA 30 703 20	FA 30 800 15
LG.	1.5 m	1.8 m	1.8 m	1.4 m / 2.0 m	1.25 m / 1.5 m
KG	100 KG	100 KG	100 KG	100 KG	100 KG
CE UK CA	EN 355	EN 355	EN 355	EN 355	EN 355
MAT.	 PA 12 mm	 :30 mm PES	 :30 mm PES	 :45 mm PES	 :45 mm PES
	45 mm	35 mm	35 mm	45 mm	35 mm
	 STEEL	 STEEL	 STEEL	 STEEL	 STEEL
	NO	NO	NO	NO	NO
+	PPE-R 11.063	---	PPE-R 11.063	---	PPE-R 11.063
	1.86 KG	0.87 KG	1.52 KG	1.22 KG	1.44 KG

LONGES  
LANYARDS  
ESLINGAS  
CORDINI  
LEINEN





# SKALA

FA 40 909 20 (2 m)  
 FA 40 909 40 (4 m)  
 FA 40 909 100 (10 m)  
 FA 40 909 150 (15 m)  
 FA 40 909 250 (25 m)

COMING SOON

ANTICUT ROPE

55 cm openable protection sleeve

EN 358 + EN 795 Type B + EN 795 Type C + EN 353-2

# VYSKA

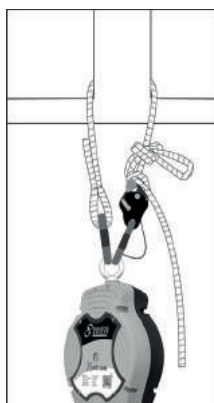
FA 40 906 50  
 FA 40 906 100

55 cm openable protection sleeve

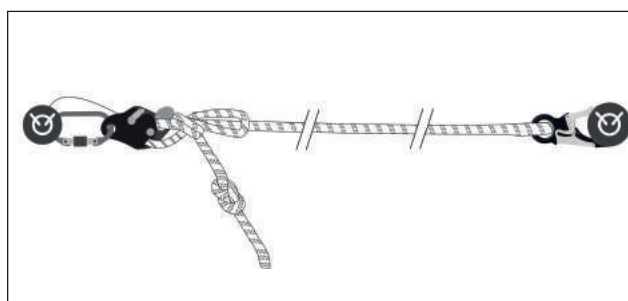
EN 358 + EN 795 Type B + EN 795 Type C



EN 358



EN 795 Type B



EN 795 Type C

REF.	FA 40 909 20   FA 40 909 40   FA 40 909 100   FA 40 909 150   FA 40 909 250	FA 40 906 50   FA 40 906 100
MAX. LG.	2.0 m   4.0 m   10.0 m   15.0 m   25.0 m	5.0 m   10.0 m
	EN 358, EN 795 Type B & C, EN 353-2	
MAT.	PA 11 mm	PA 12 mm
	QUARTER / DOUBLE ACTION	QUARTER / DOUBLE ACTION
MAT.		
	0.75 KG   0.77 KG   1.55 KG   2.10 KG   3.05 KG	0.75 KG   1.60 KG

# SILVA 1

FA 40 504 10  
FA 40 504 15  
FA 40 504 20



# SILVA 2

FA 40 601 10  
FA 40 601 15



REF.	FA 40 504 XX	FA 40 601 XX
LG.	1.0 m   1.5 m   2.0 m	1.0 m   1.5 m
CE EN 354	EN 354	EN 354
MAT.	● PA 11 mm	● PA 11 mm
	<b>ALU</b> QUARTER / DOUBLE ACTION	<b>ALU</b> QUARTER / DOUBLE ACTION
R (kN)	22 kN	22 kN
	0.74 KG   0.78 KG   0.83 KG	1.29 KG   1.36 KG

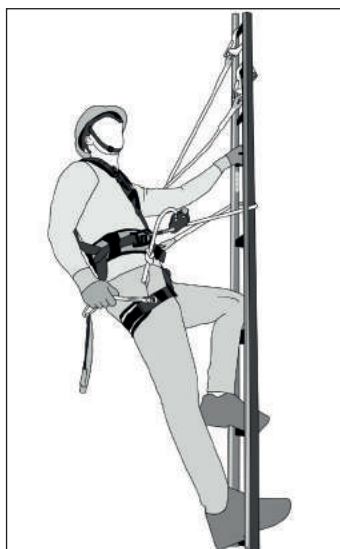
# TiWA

FA 40 909 30A  
FA 40 909 50A

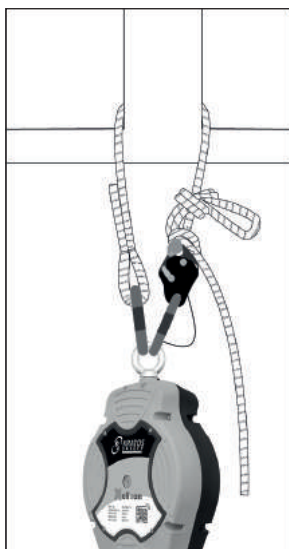
COMING SOON



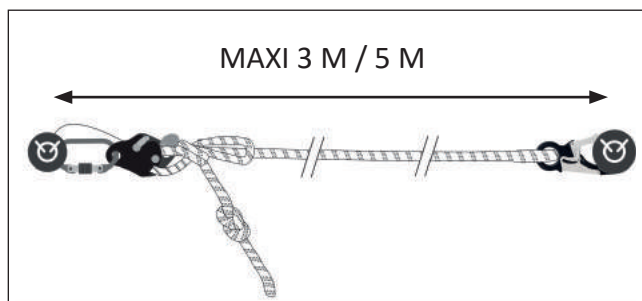
EN 358 + EN 795 Type B + EN 795 Type C



EN 358



EN 795 Type B



EN 795 Type C

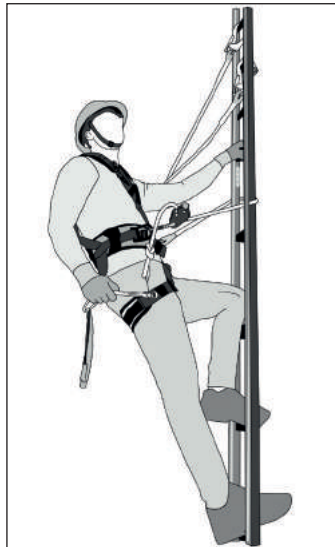
REF.	FA 40 909 30A   FA 40 909 50A
MAX. LG.	3.0 m   5.0 m
CE UK CA	EN 358, EN 795 Type B & C
MAT.	PA 11 mm
	ALU QUARTER / DOUBLE ACTION
MAT.	ALU
	0.92 KG   1.10 KG



**ASTRA**

FA 40 908 20  
FA 40 908 40

**NEW**



EN 358

REF.	FA 40 908 20   FA 40 908 40
MAX. LG.	2.0 m   4.0 m
CE UK CA	EN 358
MAT.	PA 11 mm
	<b>ALU</b> QUARTER / DOUBLE ACTION
MAT.	<b>ALU</b>
	0.73 KG   0.93 KG

FA 40 900 20



FA 40 901 20



REF.	FA 40 900 20	FA 40 901 20
LG. (MIN. / MAX.)	1.2 m / 2.0 m	1.2 m / 2.0 m
CE UK CA	EN 358	EN 358
MAT.	PA 14 mm	:30 mm PES
MAT.		
	0.81 KG	0.47 KG

FA 40 902 20



FA 40 903 20  
FA 40 903 40



REF.	FA 40 902 20	FA 40 903 XX
LG. (MIN. / MAX.)	1.2 m / 2.0 m	0.6 m / 2.0 m   1.5 m / 4.0 m
CE UK CA	EN 358	EN 358
MAT.	PA 11 mm	PA 12 mm
MAT.		
	0.69 KG	0.99 KG   1.30 KG

FA 40 500 10  
FA 40 500 15  
FA 40 500 20


FA 40 502 10  
FA 40 502 15  
FA 40 502 20



REF.	FA 40 500 XX	FA 40 502 XX
LG.	1.0 m   1.5 m   1.8 m	1.0 m   1.5 m   1.8 m
CE UK CA	EN 354	EN 354
MAT.	● PA 11 mm	● PA 11 mm
	---	
R (kN)	22 kN	22 kN
	0.17 KG   0.20 KG   0.23 KG	0.66 KG   0.69 KG   0.72 KG

FA 40 503 10  
FA 40 503 15  
FA 40 503 20

FA 40 600 10  
FA 40 600 15




REF.	FA 40 503 XX	FA 40 600 XX
LG.	1.0 m   1.5 m   2.0 m	1.0 m   1.5 m
CE UK CA	EN 354	EN 354
MAT.	● PA 11 mm	● PA 11 mm
R (kN)	22 kN	22 kN
	0.89 KG   0.91 KG   0.93 KG	1.45 KG   1.48 KG




CONNECTEURS  
CONNECTORS  
CONECTORES  
CONNETTORI  
VERBINDUNGSELEMENTE



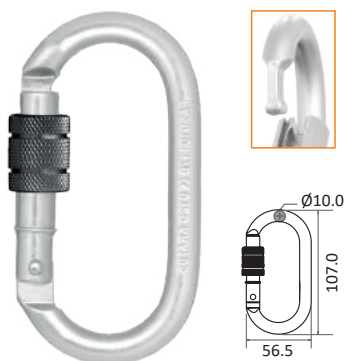
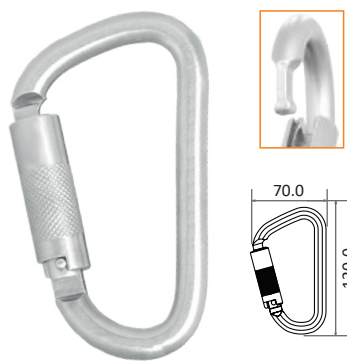


**FA 50 101 17**

**FA 50 102 17**

**FA 50 224 18**

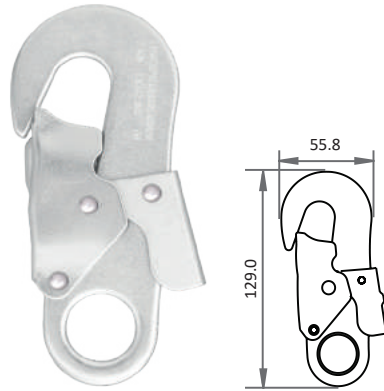
**FA 50 301 23**


REF.	FA 50 101 17	FA 50 102 17	FA 50 224 18	FA 50 301 23
	EN 362 Class B & M	EN 362 Class B & M	EN 362 Class B & M	EN 362 Class B
	25 kN / 18 mm	25 kN / 18 mm	25 kN / 16 mm	40 kN / 22 mm
MAT.				
	SCREW	SCREW	QUARTER	TRIPLE ACTION
KEYLOCK	---	---	---	---
+	---	CAPTIVE PIN	INDIVIDUAL NUMBER	INDIVIDUAL NUMBER
	0.16 KG	0.17 KG	0.16 KG	0.23 KG

**FA 50 101 17B**

**FA 50 225 23B**

**FA 50 301 23B**


REF.	FA 50 101 17B	FA 50 225 23B	FA 50 301 23B
	EN 362 Class B	EN 362 Class B	EN 362 Class B
	23 kN / 15 mm	45 kN / 22 mm	45 kN / 22 mm
MAT.			
	SCREW	QUARTER	TRIPLE ACTION
KEYLOCK	YES	YES	YES
+	INDIVIDUAL NUMBER	INDIVIDUAL NUMBER	INDIVIDUAL NUMBER
	0.17 KG	0.25 KG	0.25 KG

**FA 50 202 17**

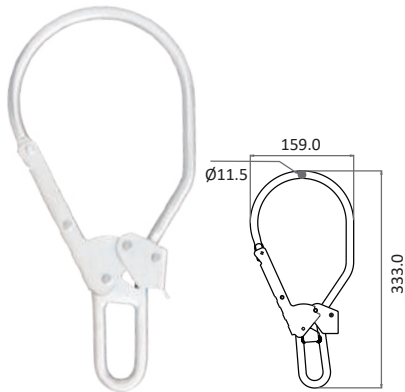


**FA 50 207 55**



REF.	FA 50 202 17	FA 50 207 55
	EN 362 Class T	EN 362 Class T
	23 kN / 18 mm	23 kN / 50.8 mm
MAT.		
	DOUBLE ACTION	DOUBLE ACTION
KEYLOCK	---	---
+	---	---
	0.21 KG	0.51 KG

**FA 50 213 80**



**FA 50 216 55**



REF.	FA 50 213 80	FA 50 216 55
	EN 362 Class T	EN 362 Class B
	23 kN / 85 mm	23 kN / 55 mm
MAT.		
	DOUBLE ACTION	QUARTER
KEYLOCK	---	---
+	---	INDIVIDUAL NUMBER , CAPTIVE PIN
	0.84 KG	0.75 KG

**FA 50 103 22**



**FA 50 201 22**



**FA 50 219 14B**



**FA 50 302 22**



<b>REF.</b>	<b>FA 50 103 22</b>	<b>FA 50 201 22</b>	<b>FA 50 219 14B</b>	<b>FA 50 302 22</b>
	EN 362 Class B EN 12275 Class B/H	EN 362 Class B EN 12275 Class B/H	EN 362 Class B	EN 362 Class B EN 12275 Class B/H
	23 kN / 22.5 mm	23 kN / 21 mm	23 kN / 14 mm	23 kN / 21 mm
<b>MAT.</b>				
	SCREW	QUARTER	QUARTER	TRIPLE ACTION
<b>KEYLOCK</b>	---	---	YES	---
<b>+</b>	---	INDIVIDUAL NUMBER	INDIVIDUAL NUMBER	INDIVIDUAL NUMBER
	0.08 KG	0.08 KG	0.10 KG	0.08 KG

**FA 50 103 22B**



**FA 50 107 15B**



**FA 50 201 22B**





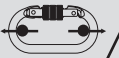






**FA 50 304 22B**



<b>REF.</b>	<b>FA 50 103 22B</b>	<b>FA 50 107 15B</b>	<b>FA 50 201 22B</b>	<b>FA 50 304 22B</b>
	EN 362 Class B	EN 362 Class B	EN 362 Class B	EN 362 Class B
	23 kN / 21 mm	23 kN / 15 mm	23 kN / 20 mm	23 kN / 20 mm
<b>MAT.</b>				
	SCREW	SCREW	QUARTER	TRIPLE ACTION
<b>KEYLOCK</b>	YES	YES	YES	YES
<b>+</b>	INDIVIDUAL NUMBER	INDIVIDUAL NUMBER	INDIVIDUAL NUMBER	INDIVIDUAL NUMBER
	0.08 KG	0.08 KG	0.09 KG	0.09 KG







REF.	FA 50 230 20B	FA 50 500 00	FA 50 500 12
 	EN 362 Class M	PPE-R 11.135	PPE-R 11.135
 / 	23 kN / 20 mm	23 kN / ---	23 kN / 12 mm
MAT.			
 / BEARING TYPE	QUARTER / ---	--- / BALL BEARING	SCREW / BALL BEARING
KEYLOCK	YES	---	---
+	INDIVIDUAL NUMBER	INDIVIDUAL NUMBER	INDIVIDUAL NUMBER
	0.11 KG	0.13 KG	0.21 KG


**ACCESSOIRE / ACCESSORY / ACCESORIO / ACCESSORIO / ZUBEHÖR:**

**FA 50 900 00**


**SET OF 10 PCS.**

x 10 pcs.

 0.03 KG (10 pcs.)

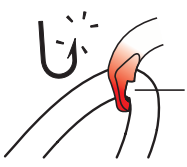
FOR ROPES DIA. 9 MM TO 12 MM



**Aucun risque d'accrochage**  
100% Snag-Free  
**Ningún riesgo de enganche**  
Nessuno rischio di aggancio  
**Keine Gefahr, hängenzubleiben**

**Mousquetons type keylock**  
Keylock type karabiners  
**Mosquetones de tipo Keylock**  
Moschettoni di tipo Keylock  
**Karabiner vom Typ Keylock**

**Pourquoi le Keylock?**  
**Why Keylock?**  
**¿Por qué el Keylock?**  
**Perché Keylock?**  
**Warum Keylock?**



**Risque d'accrochage**  
Chance of Snagging  
**Riesgo de enganche**  
Rischio di aggancio  
**Gefahr des Hängenzubleibens**

**Mousquetons classiques**  
Regular karabiners  
**Mosquetones clásicos**  
Moschettoni classici  
**Klassische Karabiner**

**FA 50 212 21**



**FA 50 220 21**



**FA 50 221 17**



REF.	FA 50 212 21	FA 50 220 21	FA 50 221 17
	EN 362 Class T	EN 362 Class T	EN 362 Class T
	23 kN / 18.5 mm	23 kN / 22 mm	23 kN / 18 mm
MAT.			
	DOUBLE ACTION	QUARTER	QUARTER
KEYLOCK	---	YES	YES
+	INDIVIDUAL NUMBER	INDIVIDUAL NUMBER	INDIVIDUAL NUMBER, INDICATOR
	0.16 KG	0.13 KG	0.18 KG

**FA 50 228 18B**



**FA 50 229 25B**



REF.	FA 50 228 18B	FA 50 229 25B
	EN 362 Class T	EN 362 Class T
	23 kN / 18 mm	23 kN / 25 mm
MAT.		
	QUARTER	DOUBLE ACTION
KEYLOCK	YES	YES
+	INDIVIDUAL NUMBER, INDICATOR	INDIVIDUAL NUMBER
	0.22 KG	0.13 KG

**FA 50 208 11**



**FA 50 218 60**



REF.	FA 50 208 11	FA 50 218 60
	EN 362 Class T	EN 362 Class A&T
	20 kN / 109 mm	22 kN / 60 mm
MAT.		
	DOUBLE ACTION	DOUBLE ACTION
KEYLOCK	---	---
+	INDIVIDUAL NUMBER	UIAA 121.3, INDIVIDUAL NUMBER
	0.9 KG	0.44 KG

**FA 50 214 60**



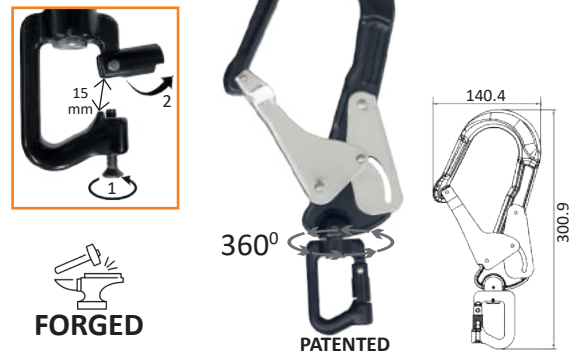
**FA 50 226 60**

**HUKA-1**



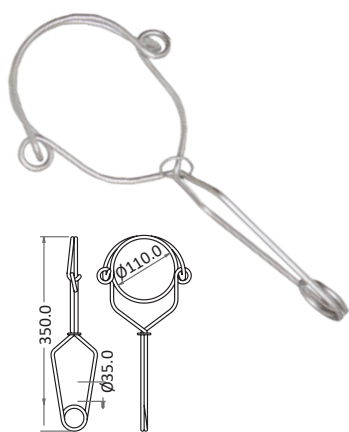
**FA 50 227 60**

**HUKA-2**

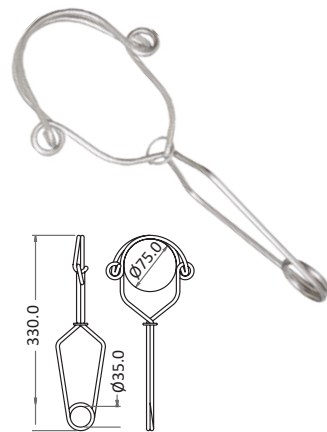


REF.	FA 50 214 60	FA 50 226 60	FA 50 227 60
	EN 362 Class A & T	EN 362 Class T	EN 362 Class T
	20 kN / 60 mm	23 kN / 60 mm	23 kN / 60 mm
MAT.			
	QUARTER	DOUBLE ACTION	DOUBLE ACTION
KEYLOCK	---	---	---
+	INDIVIDUAL NUMBER	INDIVIDUAL NUMBER	INDIVIDUAL NUMBER , INDICATOR
	0.26 KG	0.52 KG	0.62 KG

### FA 50 210 11

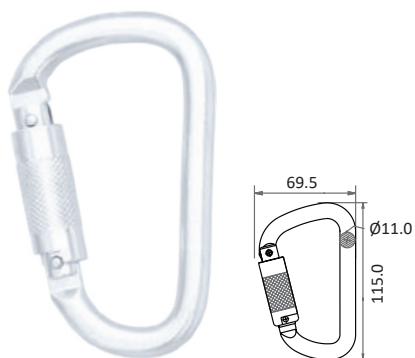


### FA 50 211 75



REF.	FA 50 210 11	FA 50 211 75
	EN 362 Class A	EN 362 Class A
	20 kN / 110 mm	20 kN / 75 mm
MAT.		
	DOUBLE ACTION	DOUBLE ACTION
KEYLOCK	---	---
	0.32 KG	0.30 KG

### FA 50 106 22

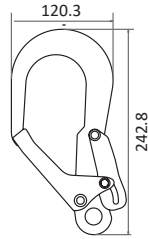


### FA 50 305 16

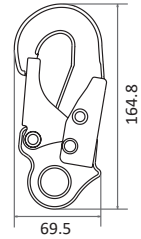


REF.	FA 50 106 22	FA 50 305 16
	EN 362 Class B	EN 362 Class B
	25 kN / 22.5 mm	23 kN / 16.5 mm
MAT.		
	QUARTER	TRIPLE ACTION
KEYLOCK	---	---
+	INDIVIDUAL NUMBER	INDIVIDUAL NUMBER
	0.23 KG	0.21 KG

FA 50 222 55

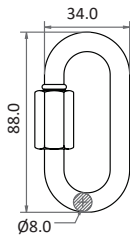


FA 50 223 15

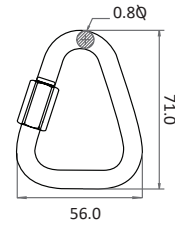


REF.	FA 50 222 55	FA 50 223 15
	EN 362 Class T	EN 362 Class T
	23 kN / 55 mm	23 kN / 15 mm
MAT.	P /	P /
	DOUBLE ACTION	DOUBLE ACTION
KEYLOCK	---	---
+	MAX. DIELECTRIC RESISTANCE = 14KV	MAX. DIELECTRIC RESISTANCE = 14KV
	0.56 KG	0.35 KG

FA 50 400 16
















FA 50 401 10



REF.	FA 50 400 16	FA 50 401 10
	EN 362 Class Q	EN 362 Class Q
	32 kN / 17 mm	22 kN / 10 mm
MAT.		
	SCREW	SCREW
KEYLOCK	---	---
	0.08 KG	0.09 KG

MAT.	Picture	REF.	Keylock	Locking system					CE UK CA			Kg
				Screw-locking	Quarter	Double action	Triple action					
STEEL		FA 50 101 17	X	✓				18 mm	EN 362:2004 Class B/M	25 kN	15 kN	0.160 KG
		FA 50 101 17B	✓	✓				15 mm	EN 362:2004 Class B	23 kN	7 kN	0.167 KG
		FA 50 102 17	X	✓				18 mm	EN 362:2004 Class B/M	25 kN	15 kN	0.170 KG
		FA 50 202 17	X			✓		18 mm	EN 362:2004 Class T	23 kN		0.210 KG
		FA 50 207 55	X			✓		50.8 mm	EN362:2004 Class T	23 kN		0.510 KG
		FA 50 213 80	X			✓		85 mm	EN 362:2004 Class T	23 kN		0.840 KG
		FA 50 216 55	X		✓			55 mm	EN 362:2004 Class B	23 kN	7 kN	0.745 KG
		FA 50 224 18	X		✓			16 mm	EN 362:2004 Class B/M	25 kN	15 kN	0.160 KG
		FA 50 225 23B	✓		✓			22 mm	EN 362:2004 Class B	45 kN	7 kN	0.250 KG
		FA 50 301 23	X				✓	22 mm	EN 362:2004 Class B	40 kN	7 kN	0.233 KG
		FA 50 301 23B	✓				✓	22 mm	EN 362:2004 Class B	45 kN	7 kN	0.248 KG
		FA 50 400 16	X	✓				17 mm	EN 362:2004 Class Q	32 kN	10 kN	0.080 KG
		FA 50 401 10	X	✓				10 mm	EN 362:2004 Class Q	22 kN	10 kN	0.090 KG
	ALU		FA 50 103 22	X	✓				22.5 mm	EN 362:2004 Class B, EN 12275:2013 Class B/H	23 kN	7 kN
		FA 50 103 22B	✓	✓				21 mm	EN 362:2004 Class B	23 kN	7 kN	0.082 KG
		FA 50 107 15B	✓	✓				15 mm	EN 362:2004 Class B	23 kN	7 kN	0.080 KG
		FA 50 201 22	X		✓			21 mm	EN 362:2004 Class B, EN 12275:2013 Class B/H	23 kN	7 kN	0.084 KG
		FA 50 201 22B	✓		✓			20 mm	EN 362:2004 Class B	23 kN	7 kN	0.087 KG
		FA 50 208 11	X			✓		109 mm	EN 362:2004 Class A/T	20 kN		0.900 KG
		FA 50 212 21	X			✓		18.5 mm	EN 362:2004 Class T	23 kN		0.160 KG
		FA 50 214 60	X		✓			60 mm	EN 362:2004 Class A/T	23 kN		0.240 KG
		FA 50 218 60	X			✓		60 mm	EN 362:2004 Class A/T	22 kN		0.440 KG
		FA 50 219 14B	✓		✓			14 mm	EN 362:2004 Class B	23 kN	7 kN	0.100 KG
		FA 50 220 21	✓		✓			22 mm	EN 362:2004 Class T	23 kN		0.136 KG
		FA 50 221 17	✓		✓			18 mm	EN 362:2004 Class T	23 kN		0.182 KG
		FA 50 226 60	X			✓		60 mm	EN 362:2004 Class T	23 kN		0.52 KG
		FA 50 227 60	X			✓		60 mm	EN 362:2004 Class T	23 kN		0.62 KG
		FA 50 228 18B	✓		✓			18 mm	EN 362:2004 Class T	23 kN		0.22 KG
		FA 50 229 25B	✓			✓		25 mm	EN 362:2004 Class T	23 kN		0.13 KG
		FA 50 230 20B	✓		✓			20 mm	EN 362:2004 Class M	23 kN	15 kN	0.11 KG
		FA 50 302 22	✓				✓	21 mm	EN 362:2004 Class B, EN 12275:2013 Class B/H	23 kN	7 kN	0.087 KG
		FA 50 304 22B	✓				✓	20 mm	EN 362:2004 Class B	23 kN	7 kN	0.087 KG
		FA 50 500 00						---	PPE-R 11.135	23 kN		0.135 KG
	FA 50 500 12						12 mm	PPE-R 11.135	23 kN		0.210 KG	

MAT.	Picture	REF.	Keylock	Locking system					CE UK CA			
				Screw-locking	Quarter	Double action	Triple action					
		FA 50 106 22	X		✓			22.5 mm	EN362:2004 Class B	25 kN	7 kN	0.235 KG
		FA 50 210 11	X			✓		110 mm	EN362:2004 Class A	20 kN		0.320 KG
		FA 50 211 75	X			✓		75 mm	EN362:2004 Class A	20 kN		0.300 KG
		FA 50 305 16					✓	16.5 mm	EN362:2004 Class B	23 kN	7 kN	0.210 KG
		FA 50 222 55	X			✓		55 mm	EN 362:2004 Class T	23 kN		0.560 KG
		FA 50 223 15	X			✓		15 mm	EN 362:2004 Class T	23 kN		0.350 KG

 = connector with individual number

### COLOUR CODING OF KRATOS SAFETY CONNECTORS LOCKING SYSTEM

			
SCREW-LOCKING	DOUBLE ACTION	TRIPLE ACTION	



ANCRAGES  
ANCHORAGES  
ANCLAJES  
ANCORAGGI  
VERANKERUNGEN







## EASYSAFEWAY 1

FA 60 105 00  
FA 60 105 07



FA 60 105 05


(A)



(B)

FA 60 105 03  
H = 1.37 m

FA 60 105 04  
H = 0.91 m



Ø 1.10 m => 1.50 m

(C)

FA 60 105 06

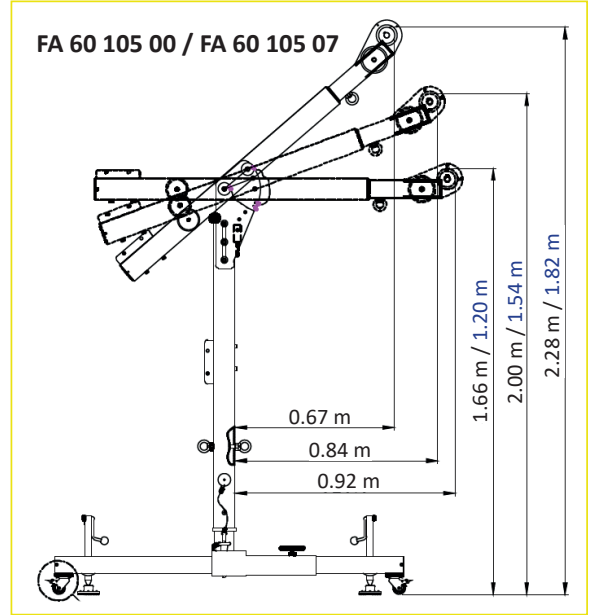


4 WHEELS INCLUDED

EASYSAFEWAY 1

=  
(A) + (B) + (C)

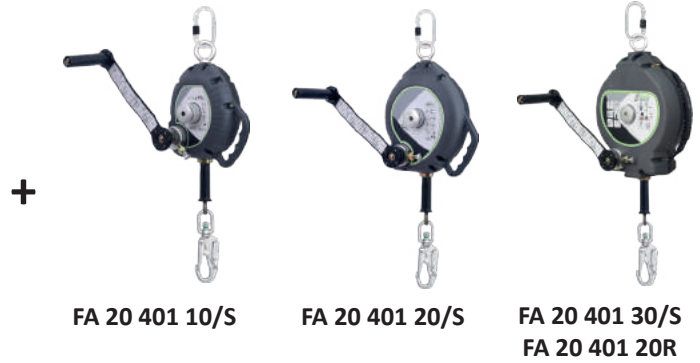

Potence mobile à base en H  
Mobile H-shaped base davit system  
Grúa móvil con base en H  
Gruetta base a H  
Mobiles H-förmiges Basis Davit System



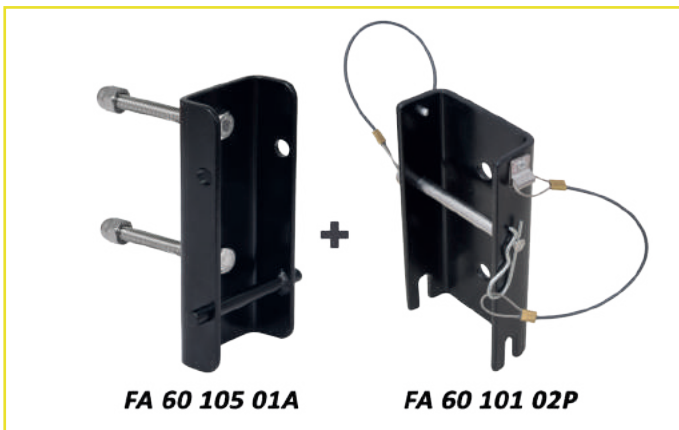
REF.	FA 60 105 00	FA 60 105 07
	EN 795 Type B	EN 795 Type B
	x1	x1
	500 KG	500 KG
MAT.		
DIM. H	(B) H = 1.37 m -> 1.66 m / 2.00 m / 2.28 m	(B) H = 0.91 m -> 1.20 m / 1.54 m / 1.82 m
R (kN) / MBS (kN)	12 kN / 21 kN	12 kN / 21 kN
	Min. 1.10 m / Max. 1.50 m	Min. 1.10 m / Max. 1.50 m
+	Machinery Directive + EN 1808 FA 60 022 01-02-11-12-13 FA 60 105 01, FA 60 105 02 FA 60 107 00, FA 60 108 00	Machinery Directive + EN 1808 FA 60 022 01-02-11-12-13 FA 60 105 01, FA 60 105 02 FA 60 107 00, FA 60 108 00
	62 KG (A) 11 KG + (B) 16 KG + (C) 35 KG	58.35 KG (A) 11 KG + (B) 12.35 KG + (C) 35 KG

# EASY SAFEWAY 1

FA 60 105 01\*



FA 60 105 02\*\*



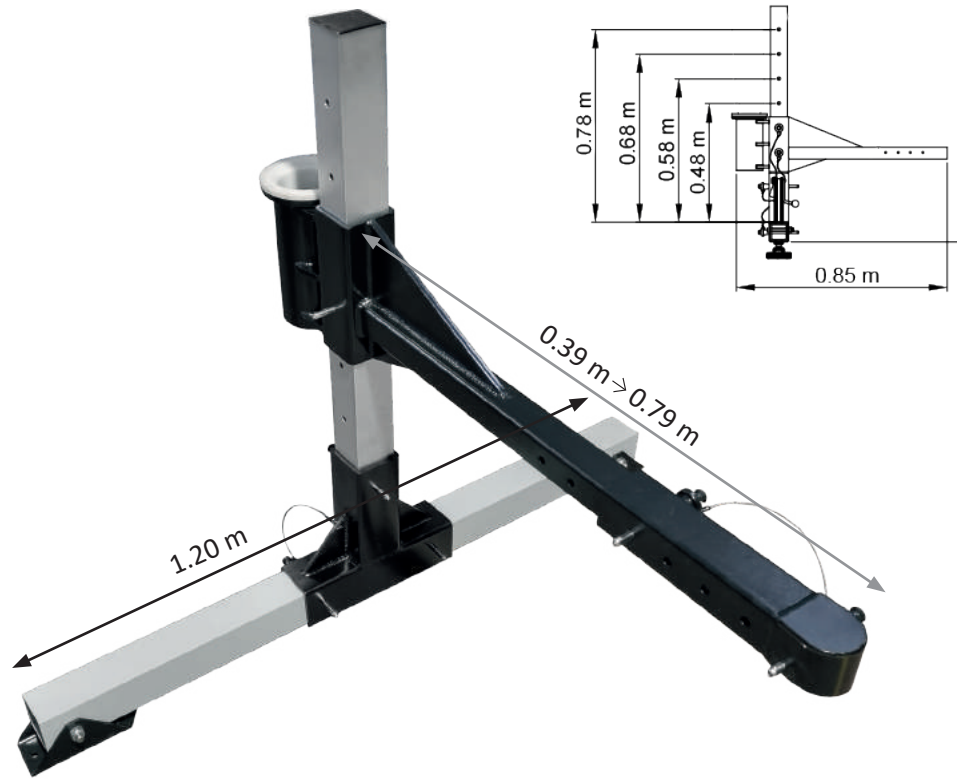
REF.	FA 60 105 01	FA 60 105 02
	---	---
	---	---
	---	---
MAT.		
DIM.	---	---
R (kN) / MBS (kN)	---	---
	---	---
+	FA 20 401 10/S FA 20 401 20/S/R FA 20 401 30/S	FA 60 003 20/S FA 60 003 30/S FA 60 023 20/R FA 60 043 00
	6.55 KG	2.90 KG

\*FA 60 105 01 = FA 60 101 01P + FA 60 105 01A / \*\*FA 60 105 02 = FA 60 101 02P + FA 60 105 01A

## EASYSAFEWAY 3

FA 60 107 00

COMING SOON  
PROCHAINEMENT



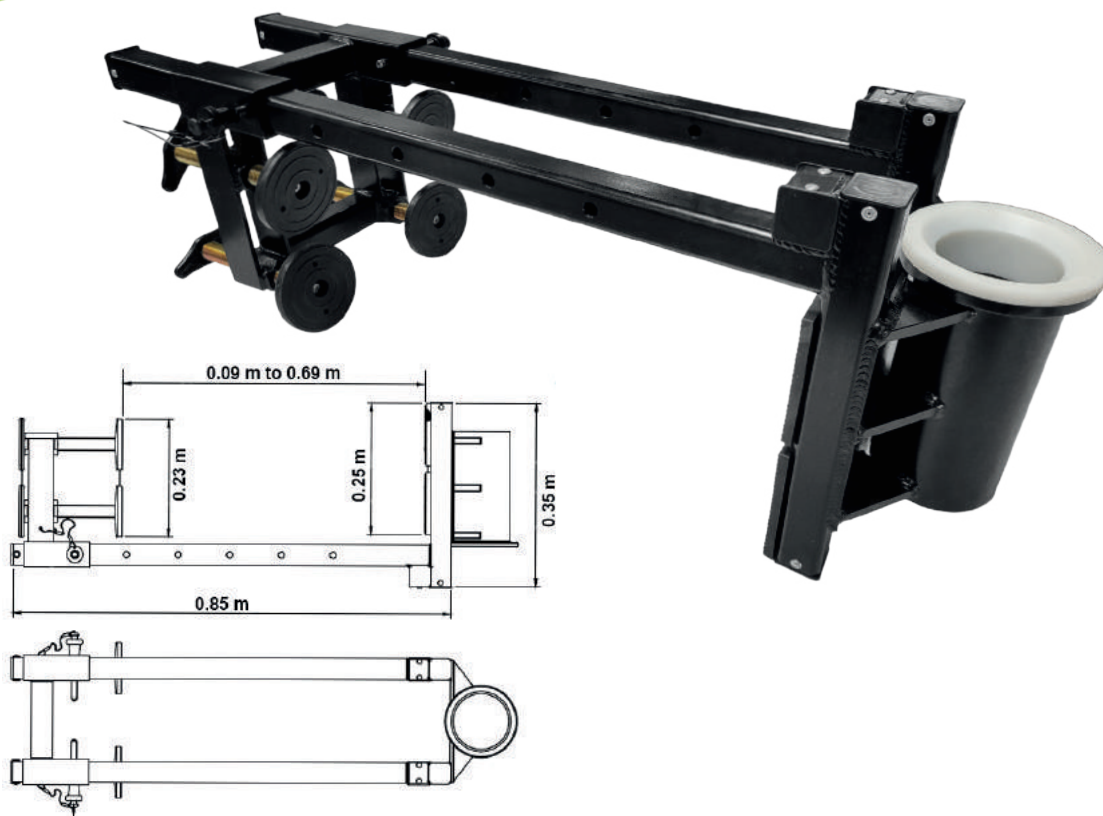
### EASYSAFEWAY 3

**Ancrage de boule d'attelage pour potence EASYSAFEWAY 1 / MULTISAFEWAY**  
**Vehicle hitch mounting system for EASYSAFEWAY 1 / MULTISAFEWAY davit arm**  
**Sistema de anclaje de enganche de vehículo para grúa móvil EASYSAFEWAY 1 / MULTISAFEWAY**  
**Sistema di ancoraggio al gancio di traino del veicolo per gruetta EASYSAFEWAY 1 / MULTISAFEWAY**  
**Verankerungssystem für Fahrzeugkupplung für EASYSAFEWAY 1 / MULTISAFEWAY Davit System**

REF.	FA 60 107 00
	EN 795 Type B
	x1
MAX kg	500 KG
MAT.	
R (kN) / MBS (kN)	12 kN / 15 kN
	tow hitch Ø 51 mm / 2"
+	FA 60 022 00, FA 60 105 03, FA 60 105 04, FA 60 105 05
Kg	31.72 KG



COMING SOON  
PROCHAINEMENT



## EASYSAFEWAY 4

Ancrage acrotère pour potence EASYSAFEWAY 1 / MULTISAFEWAY  
 Acroterion anchorage for EASYSAFEWAY 1 / MULTISAFEWAY davit arm  
 Anclaje de acroterio para grúa móvil EASYSAFEWAY 1 / MULTISAFEWAY  
 Ancoraggio di acroterio per gruetta EASYSAFEWAY 1 / MULTISAFEWAY  
 Akroterienanker für EASYSAFEWAY 1 / MULTISAFEWAY Davit System

REF.	FA 60 108 00
CE UK CA	EN 795 Type B
	x1
	250 KG
MAT.	
R (kN) / MBS (kN)	12 kN / 15 kN
	0.09 m → 0.69 m
+	FA 60 022 00, FA 60 105 03, FA 60 105 04, FA 60 105 05
	27.10 KG

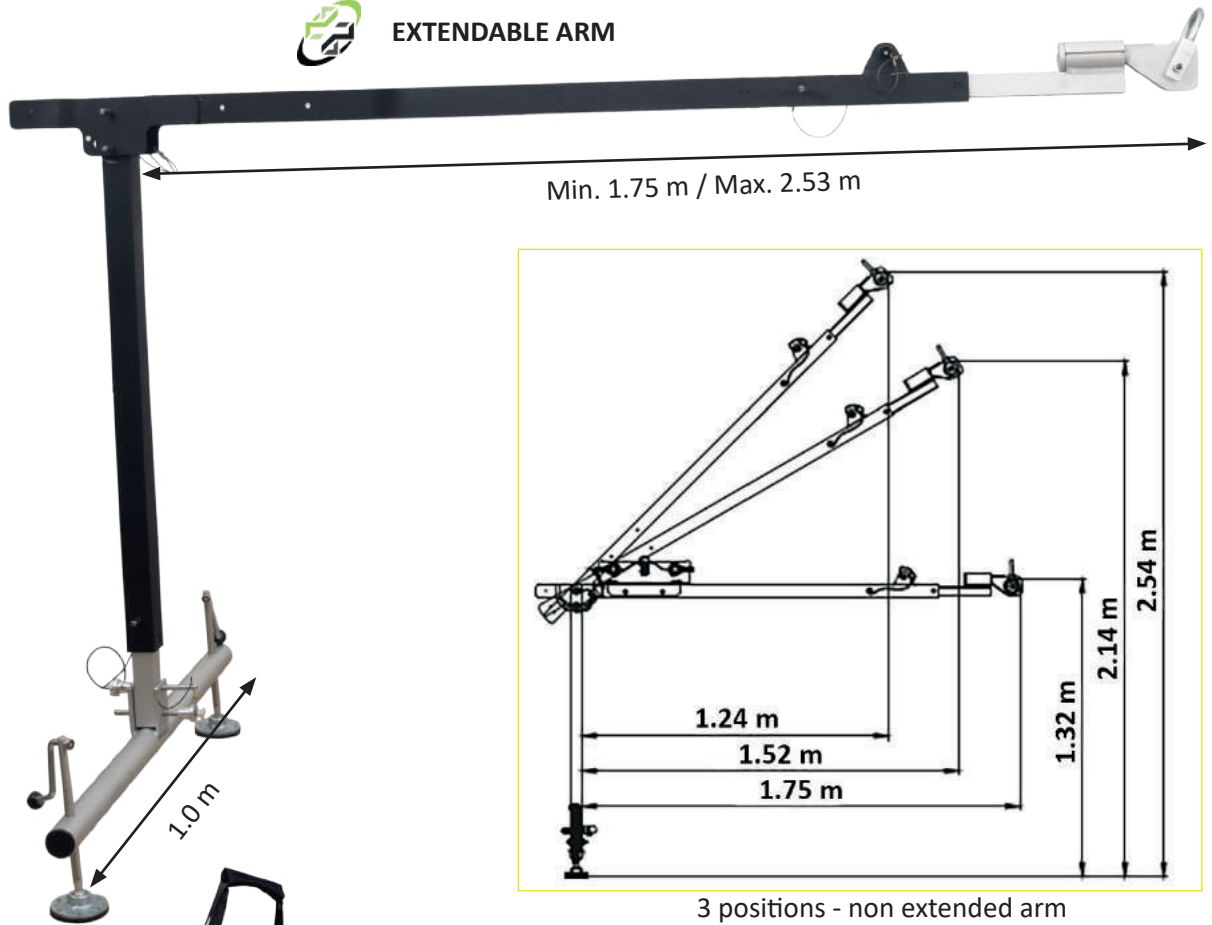


## EASYSAFEWAY 2

FA 60 106 00



EXTENDABLE ARM



Transport bag included

### EASYSAFEWAY 2

Potence d'ancrage suspendue  
 Extendable pole hoist davit  
 Estructura de anclaje suspendida  
 Braccio di ancoraggio sospeso  
 Aufgehängter Verankerungsausleger

REF.	FA 60 106 00	FA 60 106 01	FA 60 106 02
	EN 795 Type A (not PPE)	---	---
	x1	---	---
MAX kg	500 KG	---	---
MAT.			
DIM.	3 positions: Non-extended arm: 1.32 m / 2.14 m / 2.54 m Extended arm: 1.32 m / 2.54 m / 3.14 m	---	---
R (kN) / MBS (kN)	12 kN / 15 kN	---	---
	1 m	---	---
+	Machinery Directive + EN 1808 FA 60 106 01, FA 60 106 02, FA 60 106 03	FA 20 401 10/S FA 20 401 20/S/R FA 20 401 30/S	FA 60 003 20/S, FA 60 003 30/S FA 60 023 20/R, FA 60 043 00
	13.19 KG	6.92 KG	3.21 KG

# EASY SAFEWAY 2

FA 20 401 10/S

FA 20 401 20/S/R



+

FA 20 401 30/S



+



FA 60 003 20/S  
FA 60 003 30/S


FA 60 023 20/R  
FA 60 043 00



1



FA 60 106 01\*



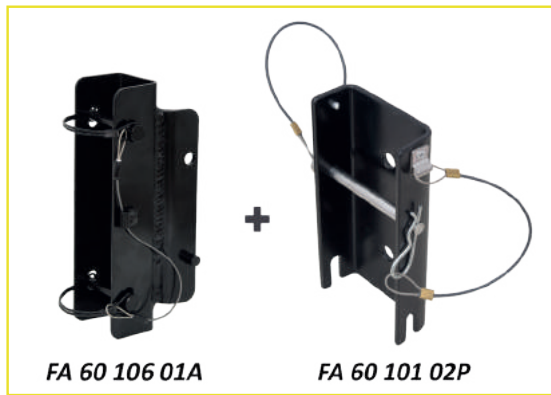
FA 60 106 01A

FA 60 101 01P

2

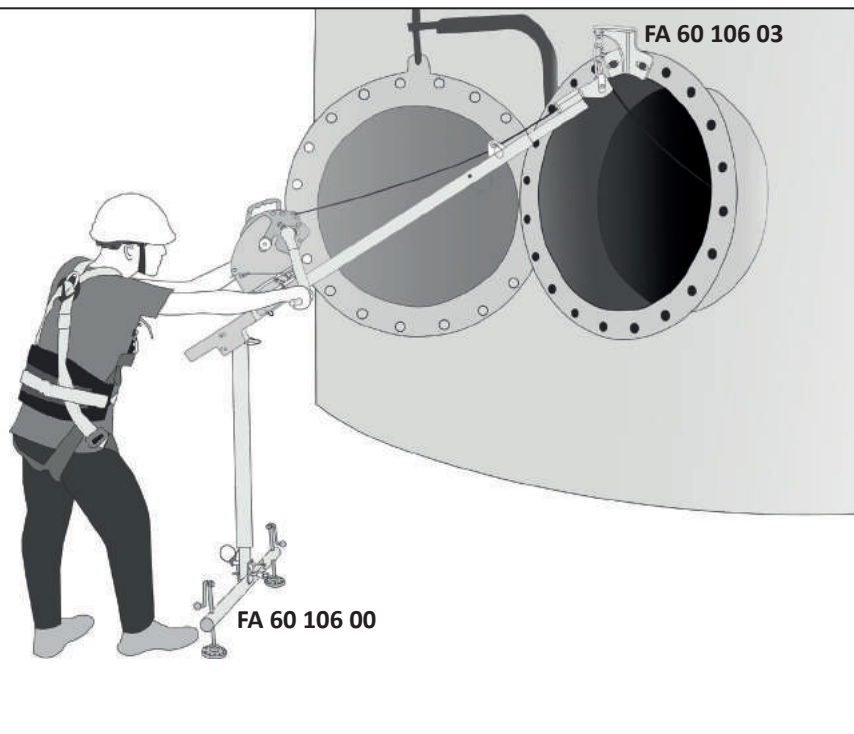


FA 60 106 02\*\*



FA 60 106 01A

FA 60 101 02P



COMING SOON  
PROCHAINEMENT

FA 60 106 03



Anchorage for extendable pole hoist davit for side entry

REF.	FA 60 106 03
	EN 795 Type A (not PPE)
	x1
MAT.	
R (kN) / MBS (kN)	12 kN / 23 kN
+	FA 60 106 00
	6.25 KG

\*FA 60 106 01 = FA 60 101 01A + FA 60 106 01P / \*\*FA 60 106 02 = FA 60 106 01A + FA 60 101 02P




FA 60 001 00  
FA 60 002 00



x2 EN 795  
x1 Pulley




Tripod bag  
FA 90 108 00 / FA 90 109 00  
included



FA 60 001 02 FA 20 401 30/S  
FA 20 401 20R



FA 60 001 03 FA 20 401 20/S



FA 60 001 04 FA 20 401 10/S




REF.	FA 60 001 00	FA 60 002 00	FA 60 001 02	FA 60 001 03	FA 60 001 04	FA 60 002 03
	EN 795 Type B		---	---	---	---
	x1	x1	---	---	---	---
	500 KG / 250 KG		---	---	---	---
MAT.						
DIM. $\updownarrow$ H	1.15m $\rightarrow$ 2.15m	1.9m $\rightarrow$ 2.9m	---	---	---	---
R (kN) / MBS (kN)	12 kN / 20 kN	12 kN / 20 kN	---	---	---	---
	1.08m $\rightarrow$ 1.62m	1.52m $\rightarrow$ 2.05m	---	---	---	---
+	Machinery Directive + EN 1808 FA 60 002 01, FA 60 002 02, FA 60 002 03		FA 20 401 30/S FA 20 401 20R	FA 20 401 20/S	FA 20 401 10/S	FA 60 001 00 FA 60 002 00 FA 60 101 00 FA 60 102 00
	13.0 KG	15.0 KG	3.25 KG	3.24 KG	3.20 KG	1.80 KG





FA 60 101 00  
FA 60 102 00

FA 60 101 01\*



x2 EN 795  
x2 Pulleys




FA 60 101 01P

+



FA 60 101 01A

FA 60 101 02\*\*



FA 60 101 02P

+



FA 60 101 01A



Tripod bag  
FA 90 108 00 / FA 90 109 00  
included



FA 60 002 01

Tripod footboard

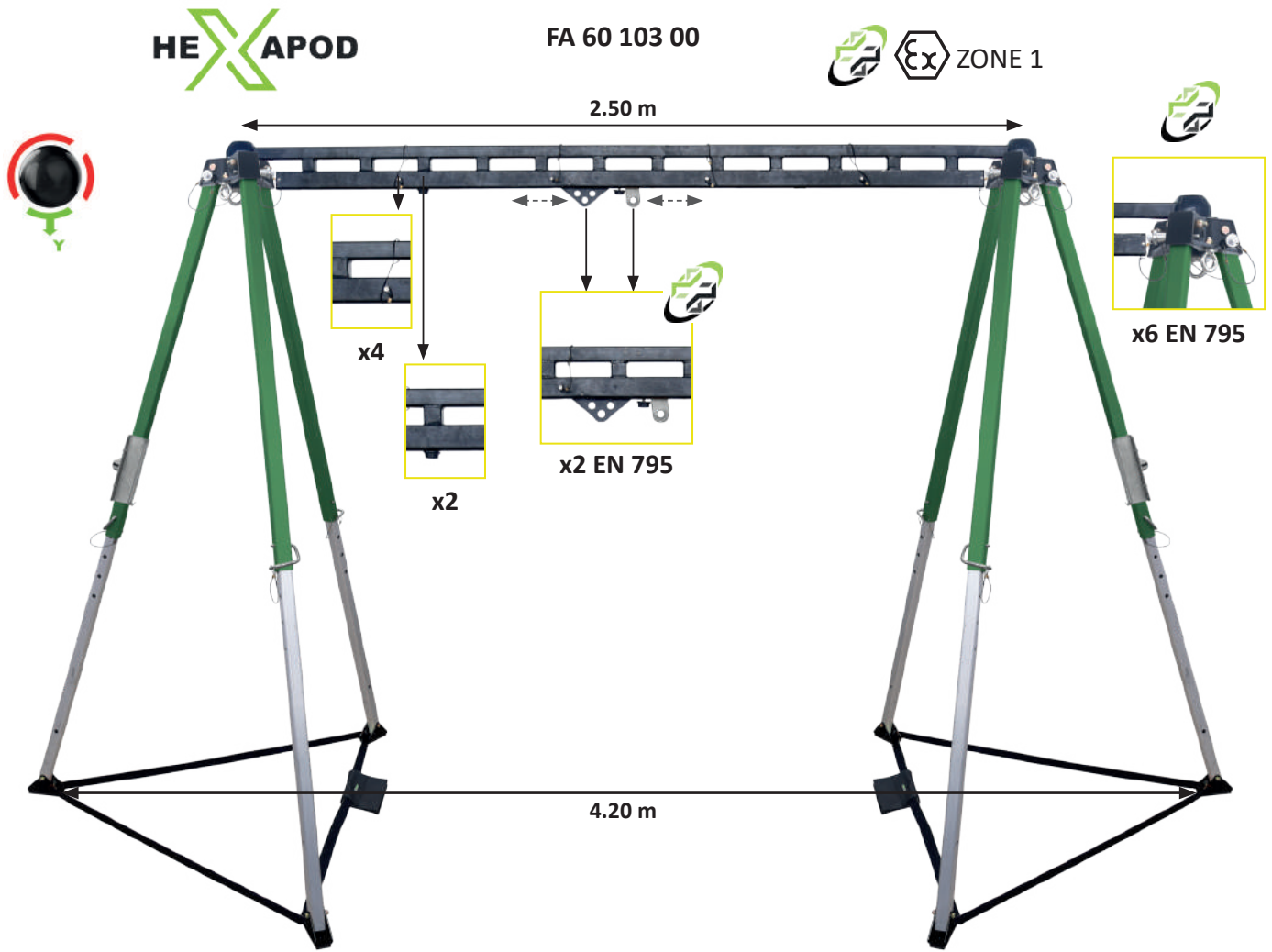


FA 60 002 02

SET OF 3 PCS.

REF.	FA 60 101 00	FA 60 102 00	FA 60 101 01	FA 60 101 02	FA 60 002 01	FA 60 002 02
	EN 795 Type B		---	---	---	---
	x1	x1	---	---	---	---
	500 KG / 250 KG		---	---	---	---
MAT.						
DIM. ↑H	1.15m → 2.15m	1.9m → 2.9m	---	---	---	---
R (kN) / MBS (kN)	12 kN / 20 kN	12 kN / 20 kN	---	---	---	---
	1.08m → 1.62m	1.52m → 2.05m	---	---	---	---
+	Machinery Directive + EN 1808 FA 60 002 01, FA 60 002 02, FA 60 002 03		FA 20 401 10/S FA 20 401 20/S/R FA 20 401 30/S	FA 60 003 20/S FA 60 003 30/S FA 60 023 20/R FA 60 043 00	FA 60 001 00 FA 60 002 00 FA 60 101 00 FA 60 102 00	FA 60 001 00 FA 60 002 00 FA 60 101 00 FA 60 102 00
	13.0 KG	15.0 KG	6.55 KG	2.90 KG	0.7 KG	4.5 KG

\*FA 60 101 01 = FA 60 101 01P + FA 60 101 01A / \*\*FA 60 101 02 = FA 60 101 02P + FA 60 101 01A



REF. FA 60 103 00



EN 795 Type B  
TS 16415 Type B



x2



250 KG

MAT.



DIM. ↑H

1.15m → 2.15m

R (kN) / MBS (kN)

13 kN / 23 kN





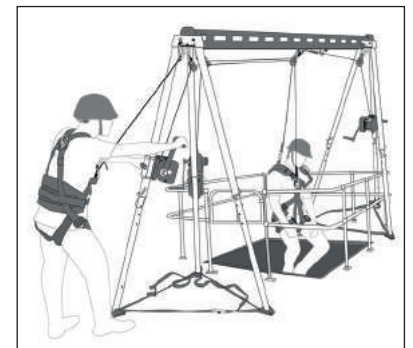
1.08m → 1.62m / 1.8m → 4.2m

+

Machinery Directive + EN 1808  
FA 60 101 01, FA 60 101 02  
FA 60 002 01, FA 60 002 02, FA 60 002 03



49.33 KG



FA 60 104 00



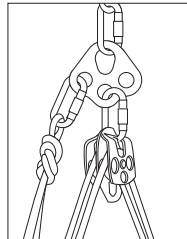
x5 EN 795



Lashing webbings & karabiners included




Quadpod bag (FA 90 108 00) included



FA 60 036 03



FA 60 036 05



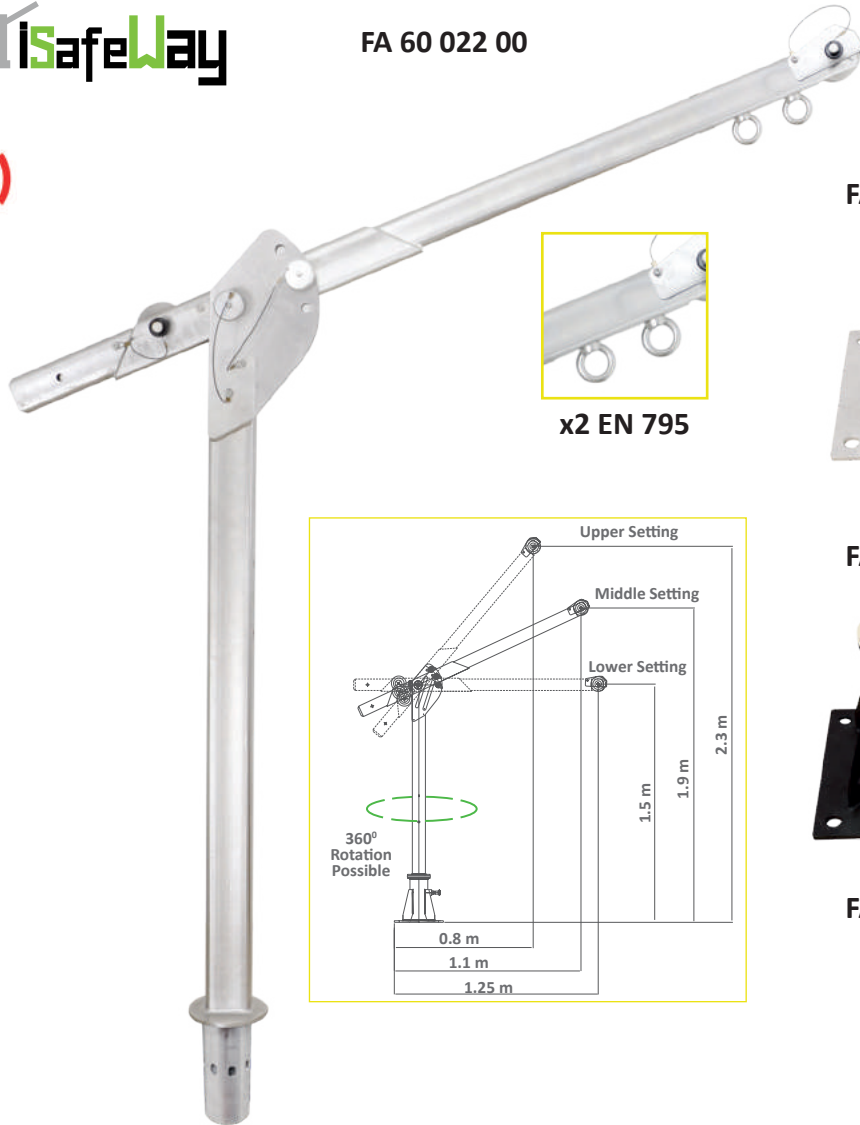
REF.	FA 60 104 00	FA 60 036 03	FA 60 036 05
	EN 795 Type B TS 16415 Type B	PPE Regulation (EU) 2016/425 Annex II using PPE-R 11.114	
	x2	x1	
	500 KG	---	
MAT.			
DIM. $\updownarrow$ H	1.21m $\rightarrow$ 1.75m	$\varnothing$ 25 mm $\varnothing$ 19 mm (x3)	$\varnothing$ 27 mm $\varnothing$ 19 mm (x5)
R (kN) / MBS (kN)	13 kN / 25 kN	20 kN / 45 kN	
	1.65m $\rightarrow$ 2.3m / 2.3m $\rightarrow$ 3.2m	---	
+	Machinery Directive	---	
	15.56 KG	0.053 KG	0.21 KG



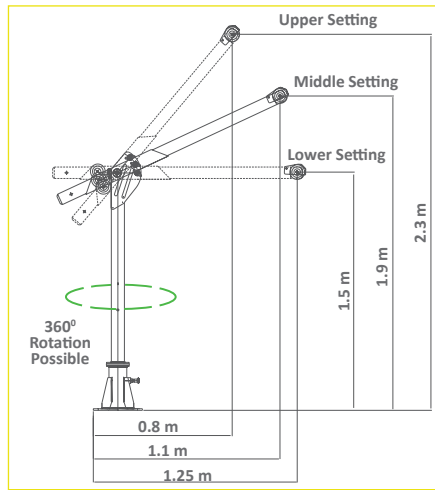
## MultisafeWay

FA 60 022 00

ZONE 1



x2 EN 795



FA 60 022 01



FA 60 022 02



FA 60 022 11



FA 60 022 12



FA 60 022 13



REF.	FA 60 022 00	FA 60 022 01	FA 60 022 02	FA 60 022 11	FA 60 022 12	FA 60 022 13
	EN 795 Type A TS 16415 Type A (not PPE)	EN 795 Type A (not PPE)	EN 795 Type A (not PPE)	EN 795 Type A (not PPE)	EN 795 Type A (not PPE)	EN 795 Type A (not PPE)
	x2	---	---	---	---	---
	300 KG	---	---	---	---	---
MAT.						
DIM. $\updownarrow$ H	1.50m/1.90m/2.30m	---	---	---	---	H: 273.2 mm $\varnothing$ : 108.0 mm
R (kN) / MBS (kN)	15 kN / 16 kN	---	---	---	---	---
	---	M16 (x4)	M16 (x4)	M16 (x4)	M16 (x4)	CONCRETE
+	Machinery Directive, EN 1808, 360° rotation, FA 60 022 01-02-11-12-13 FA 60 022 03-04-05-06, FA 60 107 00, FA 60 108 00	FA 60 022 00 FA 60 105 00 FA 60 105 07	FA 60 022 00 FA 60 105 00 FA 60 105 07	FA 60 022 00 FA 60 105 00 FA 60 105 07	FA 60 022 00 FA 60 105 00 FA 60 105 07	FA 60 022 00 FA 60 105 00 FA 60 105 07
	34.87 KG	11.28 KG	12.43 KG	11.53 KG	12.48 KG	2.20 KG

# MultisafeWay

FA 60 022 03




FA 60 022 04



FA 60 022 05



FA 60 022 06\*



REF.	FA 60 022 03	FA 60 022 04	FA 60 022 05	FA 60 022 06
	---	---	---	---
	---	---	---	---
	---	---	---	---
MAT.				
DIM.	---	---	---	---
	---	---	---	---
+	FA 20 401 30/S	FA 20 401 20/S/R	FA 20 401 10/S	FA 60 003 20/S FA 60 003 30/S FA 60 023 20/R FA 60 043 00
	2.90 KG	2.71 KG	2.52 KG	2.33 KG

\*FA 60 022 06 = FA 60 101 02P + FA 60 022 06A

# CONFINED SPACE

FA 60 003 20  
FA 60 003 20S



**ARGO**



ZONE 1

FA 60 003 30  
FA 60 003 30S



REF.	FA 60 003 20	FA 60 003 20S	FA 60 003 30	FA 60 003 30S
LG.	20 m	20 m	30 m	30 m
	EN 1496 Class A (not PPE)	EN 1496 Class A (not PPE)	EN 1496 Class A (not PPE)	EN 1496 Class A (not PPE)
	x1	x1	x1	x1
	135 KG	135 KG	135 KG	135 KG
MAT.	$\varnothing$ 4.8 mm	$\varnothing$ 4.8 mm	$\varnothing$ 4.8 mm	$\varnothing$ 4.8 mm
MAT.				
+	EN 13157 + A1 Machinery Directive : 250 KG FA 60 001 00 / FA 60 002 00 FA 60 101 00 / FA 60 102 00 FA 60 103 00 / FA 60 022 00 FA 60 105 00-07 / FA 60 106 00		EN 13157 +A1 Machinery Directive : 250 KG FA 60 001 00 / FA 60 002 00 FA 60 101 00 / FA 60 102 00 FA 60 103 00 / FA 60 022 00 FA 60 105 00-07 / FA 60 106 00	
	7.54 KG	7.73 KG	8.75 KG	8.97 KG

FA 60 023 20



**BELEM**



FA 60 023 20R



SYNTHETIC







REF.	FA 60 023 20	FA 60 023 20R
LG.	20 m	20 m
	EN 1496 Class B (not PPE)	EN 1496 Class B (not PPE)
	x1	x1
	135 KG	135 KG
MAT.	$\varnothing$ 6.0 mm	Synthetic $\varnothing$ 6.5 mm
MAT.		
+	EN 13157 Machinery Directive : 250 KG / Secondary Brake Mechanism FA 60 001 00 / FA 60 002 00 FA 60 101 00 / FA 60 102 00 FA 60 103 00 / FA 60 022 00 FA 60 105 00-07 / FA 60 106 00	EN 13157 Machinery Directive : 250 KG / Secondary Brake Mechanism FA 60 001 00 / FA 60 002 00 FA 60 101 00 / FA 60 102 00 FA 60 103 00 / FA 60 022 00 FA 60 105 00-07 / FA 60 106 00
	11.36 KG	10.39 KG

COMING SOON  
PROCHAINEMENT

 NO LIMITED LENGTH



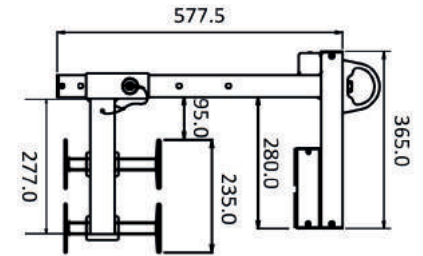
Corde FA 70 010 99 vendue séparément (p. 157)  
 Rope FA 70 010 99 sold separately (p. 157)  
 Cuerda FA 70 010 99 vendida aparte (p. 157)  
 Corda FA 70 010 99 venduta separatamente (p. 157)  
 Seil FA 70 010 99 ist separat erhältlich (p. 157)

REF.	FA 60 043 00
LG.	---
	EN 1496 Class A (not PPE)
	x1
	135 KG
MAT. 	 PA 10.5 mm
+	EN 13157 + A1 Machinery Directive : 250 KG / Secondary Brake Mechanism FA 60 001 00 / FA 60 002 00 FA 60 101 00 / FA 60 102 00 FA 60 022 00 / FA 60 103 00 FA 60 105 00-07 / FA 60 106 00
	12.00 KG






FA 60 010 00



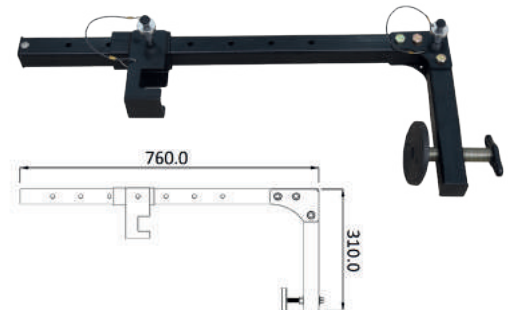
REF.	FA 60 010 00
CE UK CA	EN 795 Type B
	x1
MAT.	
R (kN) / MBS (kN)	12 kN / 23 kN
	--- 60 mm → 320 mm
	9.6 KG




FA 60 015 00



FA 60 015 01



Door anchor bag included



FA 60 015 00 + FA 60 015 01

REF.	FA 60 015 00	FA 60 015 01
CE UK CA	EN 795 Type B TS 16415 Type B	---
	x2	x2
MAT.		
R (kN) / MBS (kN)	13 kN / 20 kN	---
	--- 600 mm → 1250 mm	--- 85 mm → 550 mm
	4.75 KG	6.28 KG




# KARIBA

**NEW**

FA 60 045 00



 2 USERS



 EN 795:2012 TYPE B






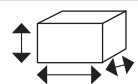



transport lanyard included



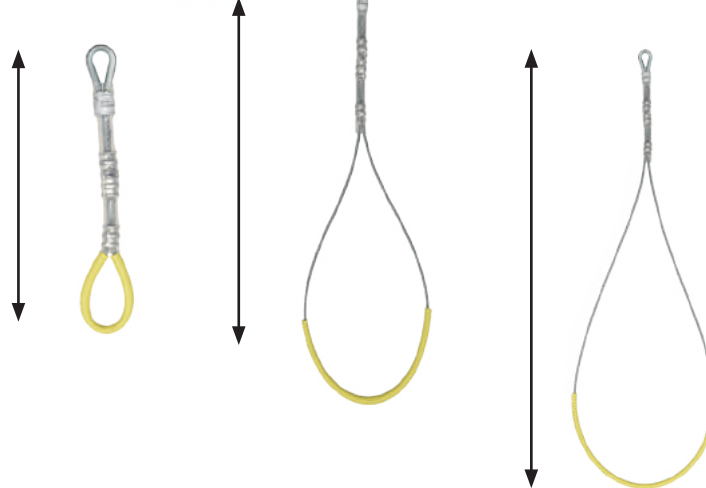
4x EN 795



REF.	FA 60 045 00
 	EN 795 Type B TS 16415 Type B
	x2
MAT.	 / 
R (kN) / MBS (kN)	12 kN / ---
	--- 0.42 m → 1.00 m
	17.4 KG

## CROSSLOOP

FA 60 040 00



250 mm


+

500 mm

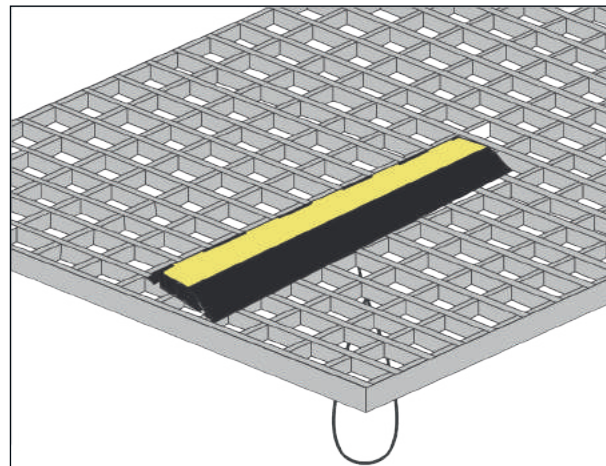
+

750 mm

**3 LOOPS LENGTHS INCLUDED**



8.5 m cord included




REF.	FA 60 040 00
	EN 795 Type B
	x1
MAT.	PA /  /
DIM.	500 x 220 mm
R (kN) / MBS (kN)	12 kN / 15 kN
	---
+	3 different sized anchorage loops included, 8.5 m cord included
	3.75 KG

# SlabGrab

COMING SOON  
PROCHAINEMENT

FA 60 044 00

3 USERS





# SKY GRAB

**NEW**

FA 60 046 00

SET OF 4 COMPONENTS



REF.	FA 60 044 00	FA 60 046 00
	EN 795 Type B TS 16415 Type B	EN 795 Type B
	x3	x1
MAT.		FA 60 006 10S / FA 60 046 01
DIM.	820 x 155 x 150 mm	1.0 m
R (kN) / MBS (kN)	14 kN / ---	12 kN / 23 kN
	(1110 mm → 1200 mm)	---
+	---	---
	7.64 KG	1.40 KG

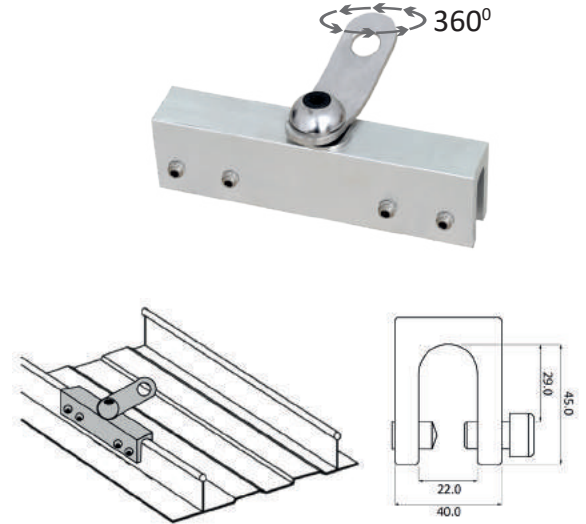
## WAVY 1

FA 60 026 00



## WAVY 2

FA 60 034 00

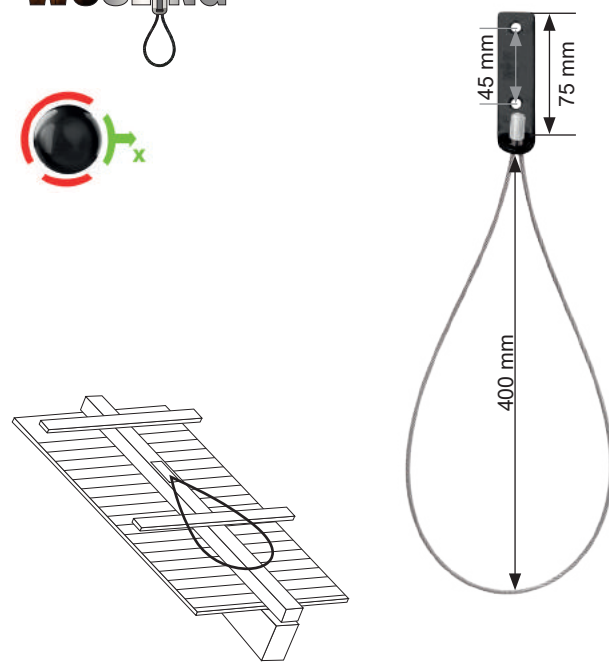


FA 60 012 00



## WOSLING


FA 60 030 04



REF.	FA 60 026 00	FA 60 034 00	FA 60 012 00	FA 60 030 04
	EN 795 Type B	EN 795 Type A (not PPE)	EN 795 Type A (not PPE)	EN 795 Type A (not PPE)
	x1	x1	x1	x1
R (kN) / MBS (kN)	12 kN / 15 kN	12 kN / 15 kN	12 kN / 23 kN	12 kN / 15 kN
MAT.				
	--- H = Max. 50 mm	---	--- Min. 80 x 80 mm	2x M8 Ø 9 mm x 75 mm
+	energy absorbing eye	360°	---	---
	3.00 KG	0.83 KG	1.05 KG	0.27 KG


**FA 60 320 00**

**FA 60 330 00**

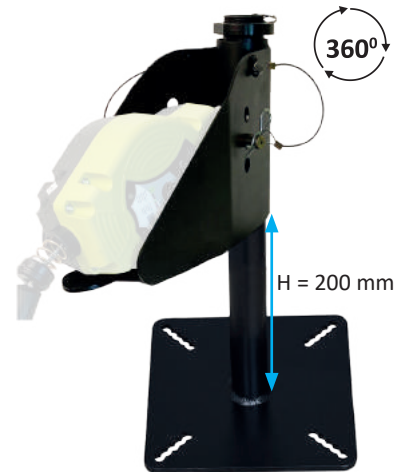


REF.	<b>FA 60 320 00</b>	<b>FA 60 330 00</b>
	EN 795 Type A TS 16415 Type A (not PPE)	EN 795 Type A TS 16415 Type A (not PPE)
	x4	x4
MAT.		
DIM.	H: 240 mm 499 mm x 485 mm	H: 329 mm 650 mm x 485 mm
	16 rivets	4 x 4 screws
R (kN) / MBS (kN)	15 kN / 26 kN	15 kN / 26 kN
	12.5 KG	12.5 KG

**KORI FA 60 042 00**




**IBIS FA 60 041 00**



REF.	<b>FA 60 042 00</b>	<b>FA 60 041 00</b>
	EN 795 Type A (not PPE)	EN 795 Type A (not PPE)
	x1	x1
MAT.		
DIM.	H: 80 mm - 290 mm x 305 mm	275 mm x 275 mm
R (kN) / MBS (kN)	12 kN / 15 kN	12 kN / 15 kN
	2x M7x75 mm steel timber tek screws + 8x8 mm pop rivets	4x M12
+	energy absorbing eye	compatible with all KRATOS SAFETY blocks from 6 m to 30 m, except KRONOS and TRITON blocks
	2.00 KG	12.00 KG

# I-BEAM ANCHORS

## GRABNSLIDE



REF.	FA 60 008 00	FA 60 008 01
	EN 795 Type B	EN 795 Type B
	x1	x1
MAT.		
DIM.	---	---
R (kN) / MBS (kN)	12 kN / 23 kN	12 kN / 23 kN
	--- 100 mm → 350 mm	--- 70 mm → 150 mm
	1.85 KG	1.60 KG

## GRABNROLL



REF.	FA 60 008 03	FA 60 008 04
	EN 795 Type B	EN 795 Type B
	x1	x1
MAT.	/  /	/
DIM.	---	---
R (kN) / MBS (kN)	12 kN / 23 kN	12 kN / 23 kN
	--- 80 mm → 250 mm	--- 80 mm → 250 mm
	3.90 KG	3.70 KG
		MAX. DIELECTRIC RESISTANCE = 30 kV


# VERTI GRAB

COMING SOON  
PROCHAINEMENT

FA 60 008 05

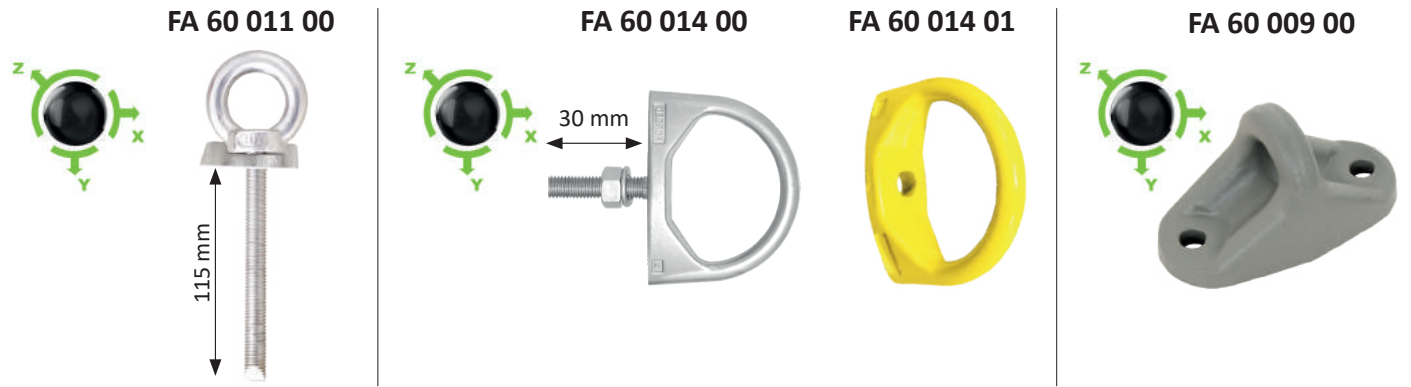


FA 60 033 19



REF.	FA 60 008 05	FA 60 033 19
	EN 795 Type B	EN 795 Type B TS 16415 Type B
	x1	x4
MAT. 		
R (kN) / MBS (kN)	12 kN / 23 kN	15 kN / ---
DIM.	---	↕ H 0.73m
	90mm → 340mm	150mm → 220mm
+	VERTICAL USE	---
	2.60 KG	12.80 KG

# SINGLE ANCHOR POINTS



REF.	FA 60 011 00	FA 60 014 00	FA 60 014 01	FA 60 009 00
	EN 795 Type A (not PPE)	EN 795 Type A TS 16415 Type A (not PPE)	EN 795 Type A TS 16415 Type A (not PPE)	EN 795 Type A TS 16415 Type A (not PPE)
	x1	x4	x4	x3
MAT.				
DIM.	53 mm / 115 mm	100 x 76 mm	100 x 76 mm	135 x 70 x 70 mm
R (kN) / MBS (kN)	12 kN / 23 kN	12 kN / 23 kN	12 kN / 23 kN	12 kN / 23 kN
	M12 Ø 13 mm x 115 mm	M12 Ø 13 mm x 10 mm	---	2x M12 ---
+	---	---	---	---
	0.26 KG	0.53 KG	0.37 KG	0.33 KG



REF.	FA 60 027 10   FA 60 027 12	FA 60 027 10A   FA 60 027 12A	FA 60 028 14
	EN 795 Type A (not PPE)	EN 795 Type A (not PPE)	EN 795 Type A (not PPE)
	x1	x1	x1
MAT.			
DIM.	57 x 45 x 32 mm	57 x 45 x 32 mm	---
R (kN) / MBS (kN)	12 kN / 23 kN	12 kN / 23 kN	12 kN / 23 kN
	M10   M12 ---	M10   M12 ---	2x M12 ---
+	---	---	---
	0.06 KG	0.06 KG	0.31 KG




## IN LOCK-1

FA 60 018 00



## IN LOCK-2

FA 60 019 00  
FA 60 019 01

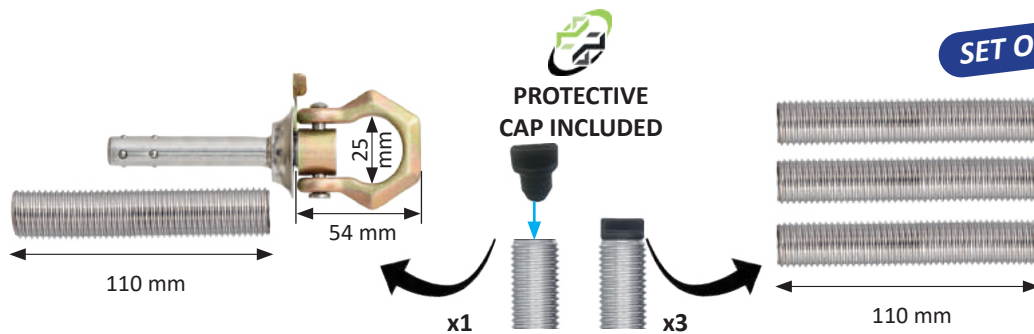


REF.	FA 60 018 00	FA 60 019 00   FA 60 019 01
	EN 795 Type B	EN 795 Type B
	x1	x1
MAT.	/	/
DIM.	---	4.0 cm   34.0 cm
R (kN) / MBS (kN)	12 kN / 15 kN	12 kN / 23 kN
	CONCRETE Ø 18 mm - 19 mm x 110 mm	Ø 22 mm
+	---	---
	0.15 KG	0.55 KG   1.25 KG

FA 60 038 00

## IN LOCK-3

FA 60 038 01



REF.	FA 60 038 00	FA 60 038 01
	EN 795 Type A (not PPE)	---
	x1	x1
MAT.	/	
DIM.	54 mm / 110 mm	110 mm
R (kN) / MBS (kN)	12 kN / 23 kN	12 kN / 23 kN
	CONCRETE Ø 20 mm x 150 mm	CONCRETE Ø 20 mm x 150 mm
+	protective cap included	3 protective caps included
	0.34 KG	0.49 KG


## CATCH'UP

**NEW**

FA 60 047 00



REF.	FA 60 047 00
CE UK CA	---
MAT.	ALU
	SMALL: Ø 40 mm MEDIUM: Ø 120 mm BIG: Ø 240 mm
+	FA 60 016 05
	SMALL: 0.20 KG MEDIUM: 0.32 KG BIG: 0.58 KG



## JET

FA 60 037 12



REF.	FA 60 037 12
CE UK CA	EN 795 Type B
	x1
LG.	1.2 m
MAT.	ALU / r:45 mm PES
R(kN) / MBS (kN)	18 kN / 23 kN
+	---
	0.37 KG




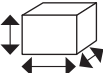

FA 60 016 05



FA 60 016 01



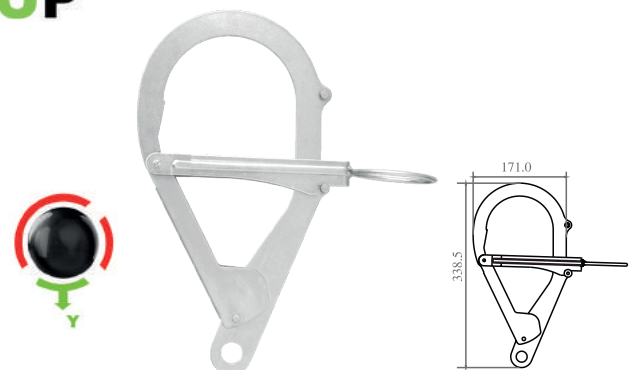
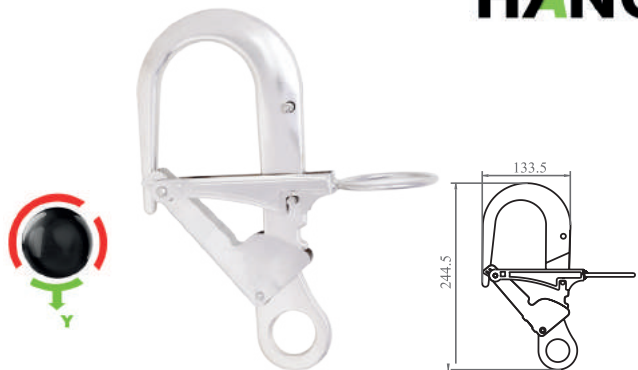
EXTENSION







REF.	FA 60 016 05	FA 60 016 01
 	---	---
MAT.	FIBERGLASS	FIBERGLASS
LG.	2 m → 8 m	1 m
	6 KG	6 KG
	---	---
+	MAX. DIELECTRIC RESISTANCE = 50 kV	MAX. DIELECTRIC RESISTANCE = 50 kV
	5.10 KG	0.42 KG

FA 60 016 02

**HANG'UP**

FA 60 016 06



REF.	FA 60 016 02	FA 60 016 06
 	EN 795 Type B	EN 795 Type B
	22 kN / 60 mm	23 kN / 95 mm
MAT.		
+	FA 60 016 05	FA 60 016 05
	0.49 KG	0.88 KG

# ANCHOR SLINGS



FA 60 005 06



FA 60 005 08



FA 60 005 12



FA 60 005 15



FA 60 005 20




FA 60 005 30



REF.	FA 60 005 XX
	EN 795 Type B EN 566
	x1
LG.	0.6 m   0.8 m   1.2 m   1.5 m   2.0 m   3.0 m
MAT.	20 mm PES
R(kN) / MBS (kN)	22 kN / 30 kN
	0.07 KG   0.09 KG   0.13 KG   0.16 KG   0.21 KG   0.33 KG

FA 60 004 15



FA 60 006 10  
FA 60 006 20 **STEEL**



UV-resistant sheath

**O-TOUR**

FA 60 029 05  
FA 60 029 10



FA 60 006 10S  
FA 60 006 20S **INOX**  
**NEW** FA 60 006 40S

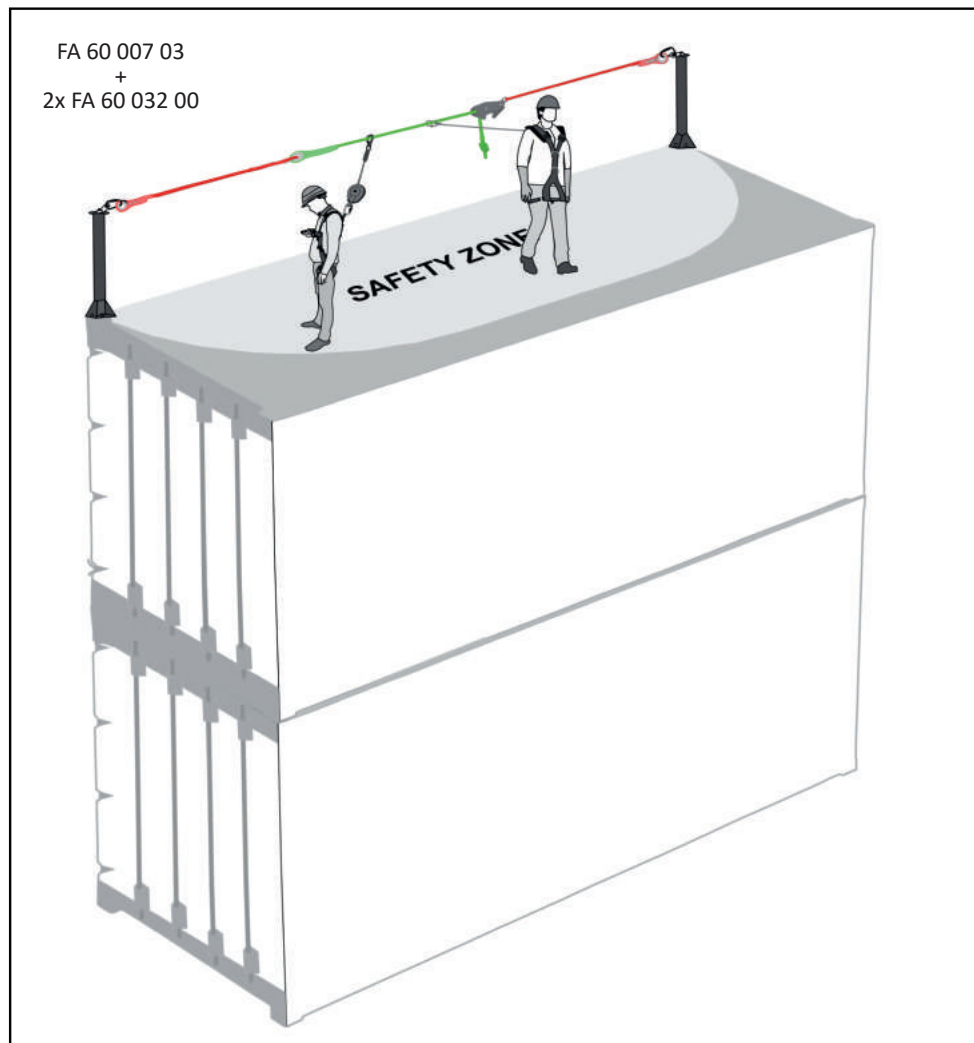
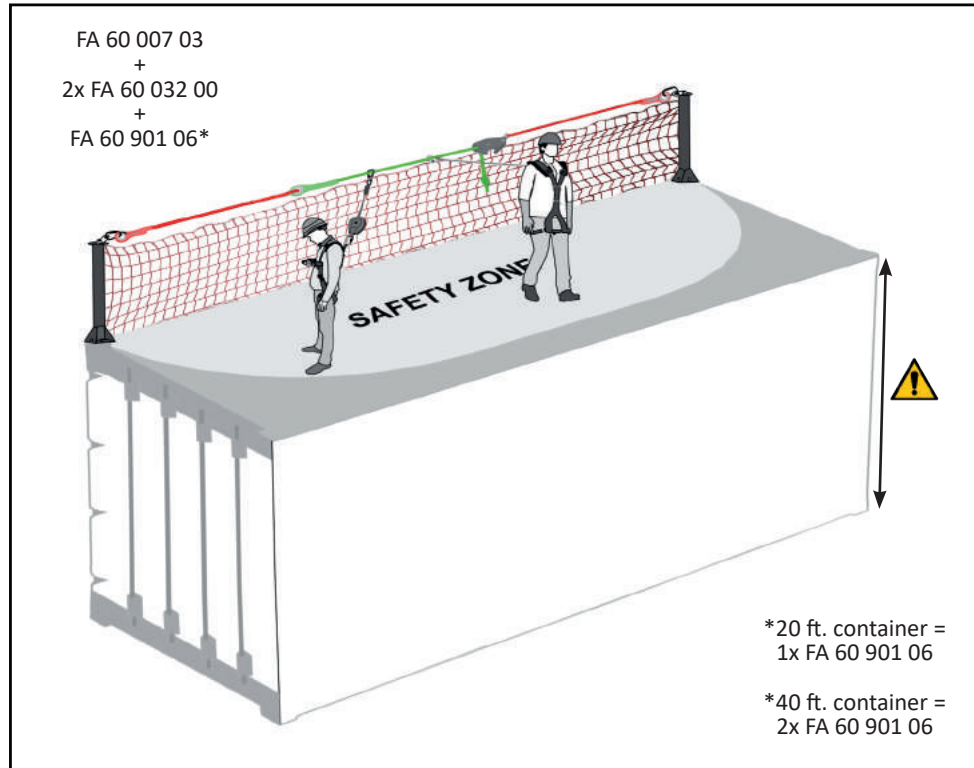


UV-resistant sheath

protective sleeve at each end

REF.	FA 60 004 15	FA 60 029 XX	FA 60 006 XX   FA 60 006 XXS
	EN 795 Type B	EN 795 Type B	EN 795 Type B   EN 795 Type B EN 354
	x1	x1	x1
LG.	1.5 m	Max. 5.0 m   Max. 10.0 m	1.0 m   1.0 m 2.0 m   2.0 m 2.0 m   4.0 m
MAT.	:45 mm PES	:45 mm PES	PVC / <b>STEEL</b>   PVC / <b>INOX</b>
R(kN) / MBS (kN)	18 kN / 30 kN	18 kN / 19 kN	12 kN / 25 kN   12 kN / 25 kN
+	---	---	---
	0.31 KG	0.61 KG   0.98 KG	0.56 KG   0.46 KG 0.80 KG   0.74 KG 1.40 KG

# TEMPORARY LIFELINES



# POST LINE

FA 60 007 03  
MAXI 14 M



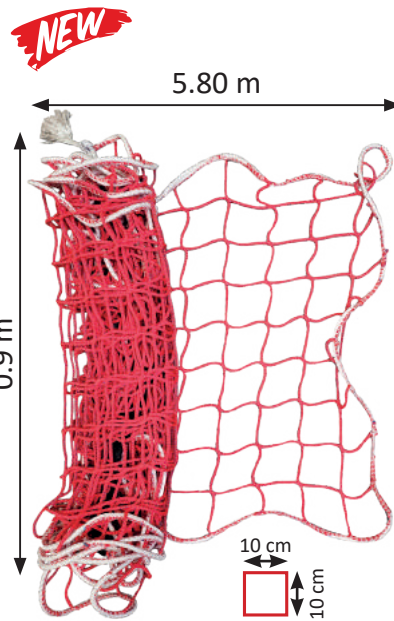
Transport bag included

# CONTE | POST FA 60 032 00



x2 stabilizing screws

# FA 60 901 06



INCLUDING



10x

TS 90 001 07



6x

1 m straps

REF.	FA 60 007 03	FA 60 032 00	FA 60 901 06
	PPE Regulation (EU) 2016/425 Annex II using EN 795 Type C TS 16415 Type C	EN 795 Type B	---
	x2	x1	---
MAT.	16 mm PES		HD PE
R (kN) / MBS (kN)	18 kN / 23 kN	12 kN / 15 kN	---
MAT.	/	---	/ ---
LG. / f MIN. → MAX.	5.0 m → 14.0 m / 1.40 m → 2.80 m	---	---
	ISO Container	ISO Container	20 ft ISO Container = 1 pc. 40 ft ISO Container = 2 pcs.
+	---	360°	---
	9.27 KG	14.53 KG	---

## ECO LINE

FA 60 007 00

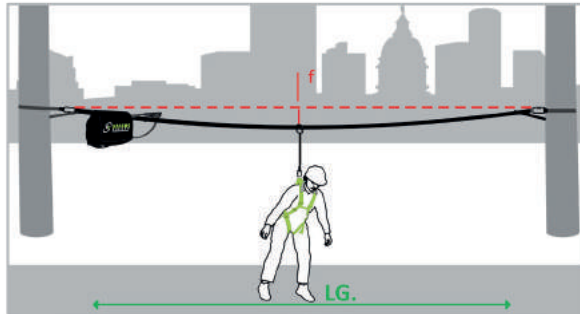
MAXI 20 M



2x  
FA 50 101 17  
INCLUDED



or



or



FA 60 900 00



TENSION INDICATOR

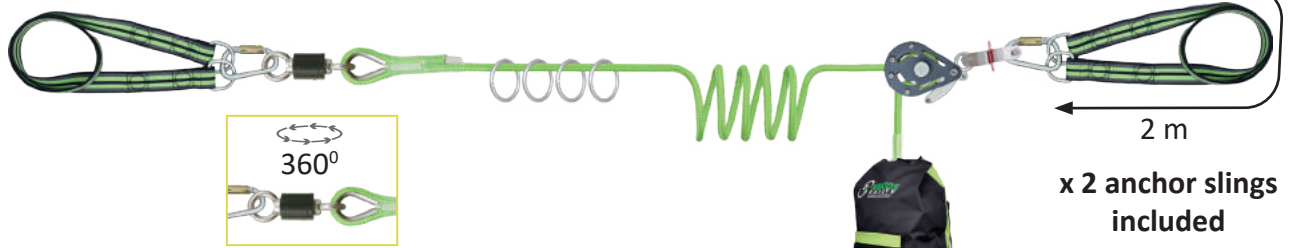
REF.	FA 60 007 00	FA 60 900 00
	PPE Regulation (EU) 2016/425 Annex II using EN 795 Type C TS 16415 Type C	---
	x2	---
MAT.	30 mm PES	
R (kN) / MBS (kN)	18 kN / 23 kN	--- / 25 kN
MAT.		---
LG. / f MIN. → MAX.	2.0m → 20.0m / 0.8m → 3.2m	---
+	---	---
	3.43 KG	0.53 KG



**C-LINE**

FA 60 007 01

MAXI 25 M



2 m  
x 2 anchor slings included

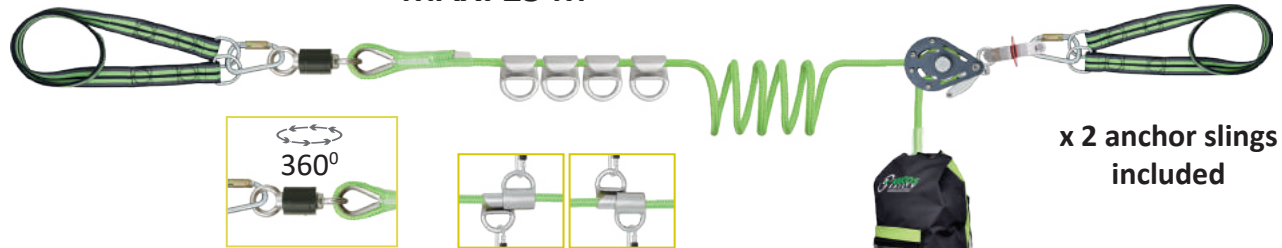


Transport bag included

**CROSS LINE 1**

FA 60 007 02

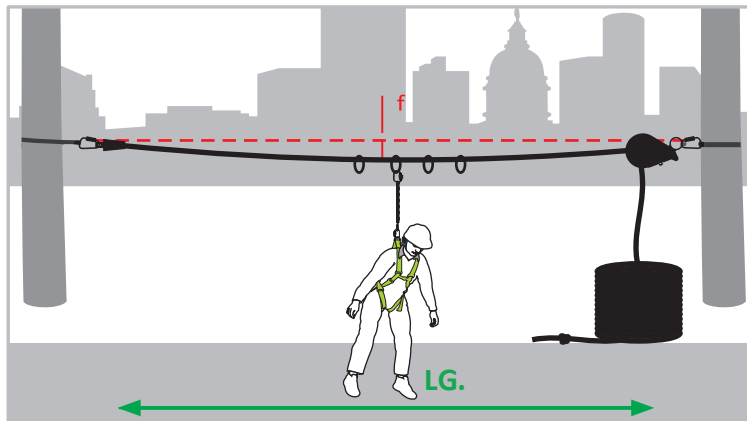
MAXI 25 M



x 2 anchor slings included



Transport bag included

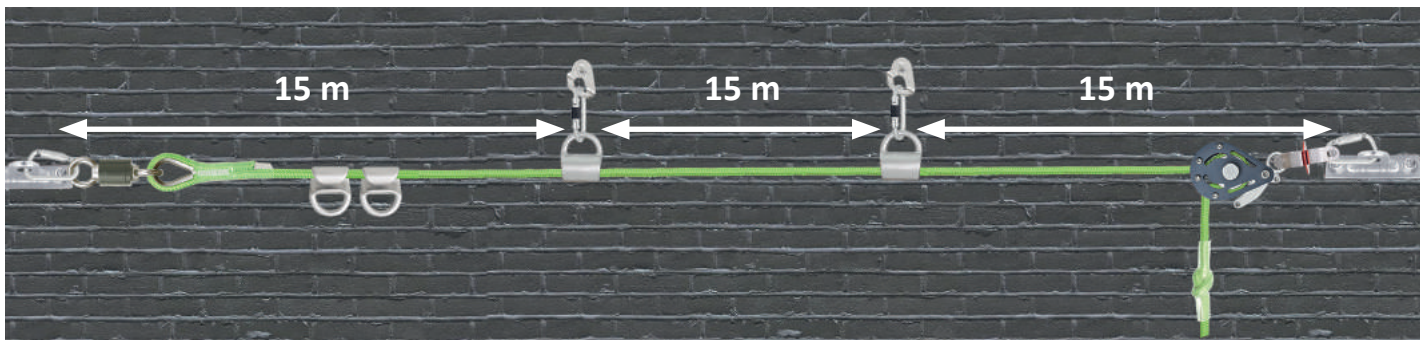
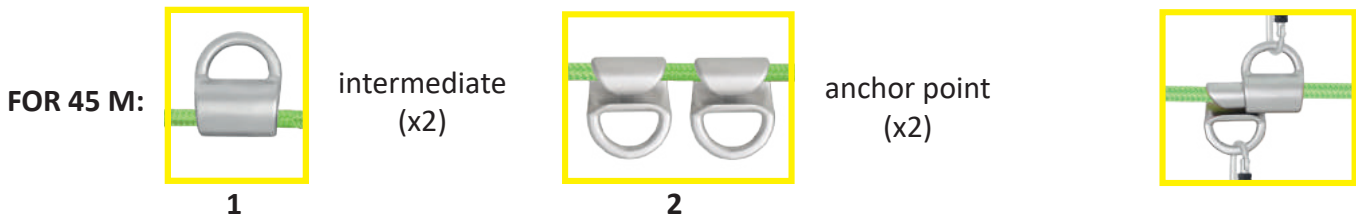
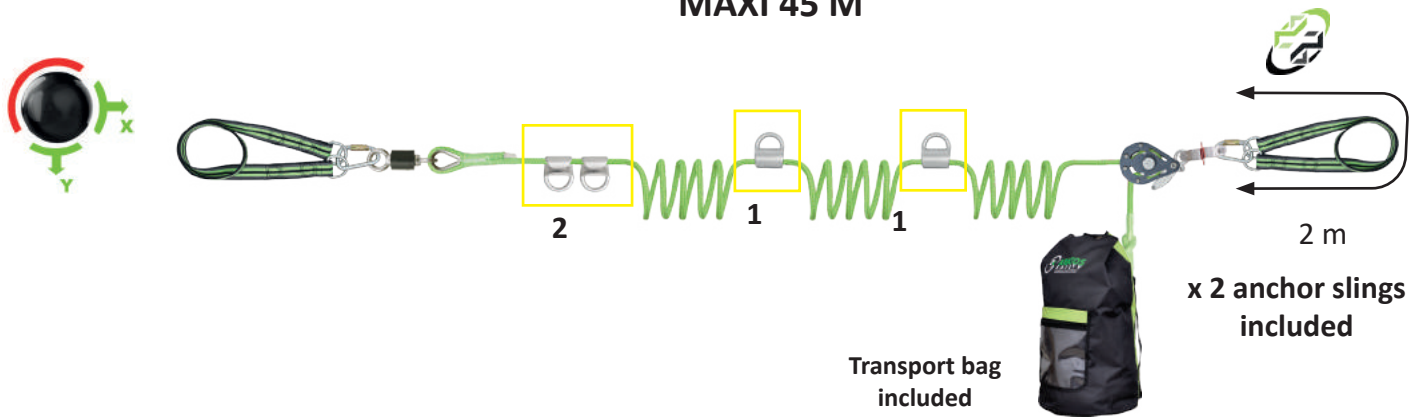


REF.	FA 60 007 01	FA 60 007 02
	PPE Regulation (EU) 2016/425 Annex II using EN 795 TS 16415 Type C	PPE Regulation (EU) 2016/425 Annex II using EN 795 Type C TS 16415 Type C
	x4	x4
MAT.	16 mm PES	16 mm PES
R (kN) / MBS (kN)	18 kN / 23 kN	18 kN / 23 kN
MAT.	&	&
LG. / f MIN. → MAX.	5.0 m → 25.0 m / 1.20 m → 4.83 m	5.0 m → 25.0 m / 1.20 m → 4.83 m
+	TENSION INDICATOR	TENSION INDICATOR
	9.27 KG	10.10 KG

## CROSS LINE 2

FA 60 007 04

MAXI 45 M



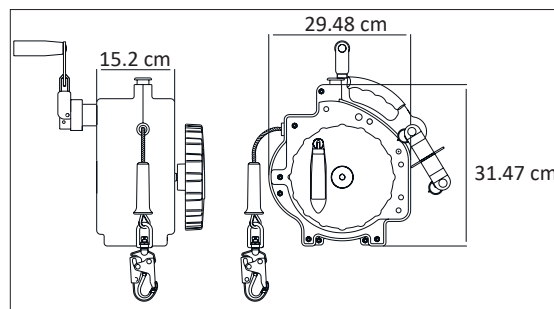
REF.	FA 60 007 04
	PPE Regulation (EU) 2016/425 Annex II using EN 795 Type C TS 16415 Type C
	x2 (0-45 m) x3 (0-30 m) x4 (0-25 m)
MAT.	16 mm PES
R (kN) / MBS (kN)	18 kN / 23 kN
MAT.	/
LG. / f MIN. → MAX.	5.0 m → 45.0 m / 1.45 m → 7.83 m
+	TENSION INDICATOR
	14.11 KG

**COOL LINE**

**FA 60 033 18  
MAXI 18 M**



FA 60 033 19  
(p. 135)



REF.	FA 60 033 18
	PPE Regulation (EU) 2016/425 Annex II using EN 795 Type C TS 16415 Type C
	x2
MAT.	PA / Ø 6.0 mm
R (kN) / MBS (kN)	13 kN / 23 kN
MAT.	
LG. / f MIN. → MAX.	5.0 m → 18.0 m / 1.23 m → 2.59 m
+	TENSION INDICATOR
	14.39 KG



**T-LINE SAFETY SYSTEM**

**NEW**

FA 60 039 12  
 FA 60 039 12S   
 FA 60 039 24  
 FA 60 039 24S

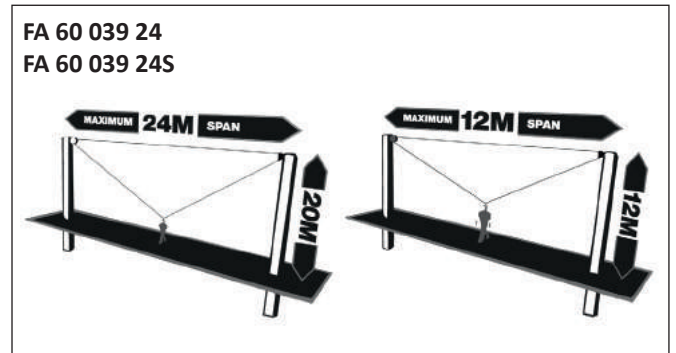
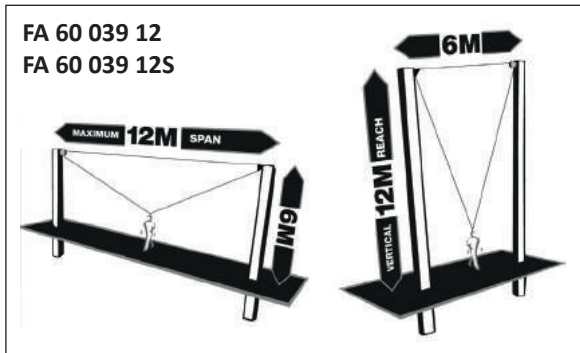


FALL ARREST  
 2-IN-1  
 ANCHOR LINE

**INCLUDED**




**2X FA 60 039 01**



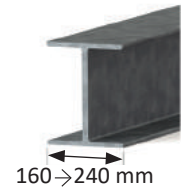
REF.	FA 60 039 12 FA 60 039 12S	FA 60 039 24 FA 60 039 24S
	EN 360	
	x1	
MAT.	PA /  STEEL FA 60 039 12 / FA 60 039 24 NOX FA 60 039 12S / FA 60 029 24S Ø 4.5 mm	
R (kN) / MBS (kN)	12 kN / 17 kN	
MAT.	STEEL FA 60 039 12 / FA 60 039 24 NOX FA 60 039 12S / FA 60 029 24S	
DIM.	 ↔ 12 m ↑ 6 m ↔ 6 m ↑ 12 m	 ↔ 24 m ↑ 20 m ↔ 12 m ↑ 12 m
ARREST DISTANCE	1.80 m	
+	Reduced arrest distance Horizontal & vertical movement	
	18.13 KG 18.13 KG	19.53 KG 19.53 KG

COMING SOON  
 PROCHAINEMENT

**I-BEAM OPTION**



**FA 60 039 02**



REF.	FA 60 039 02
	EN 795 Type A
	x1
MAT.	STEEL
R (kN) / MBS (kN)	12 kN / 23 kN
	---
+	160 mm → 240 mm
	For horizontal or vertical I-beams 4.35 KG



T-LINE SAFETY SYSTEM

**NEW**

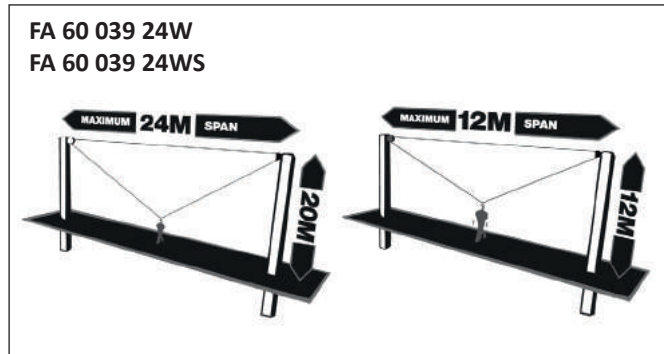
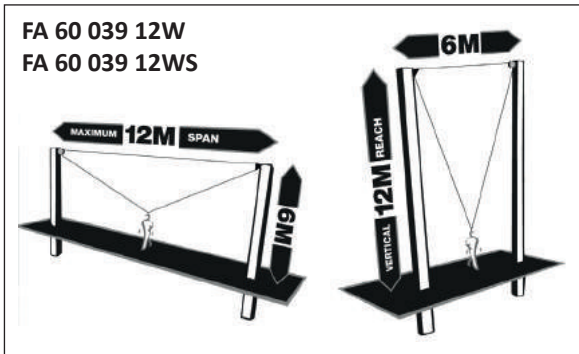
FA 60 039 12W  
 FA 60 039 12WS   
 FA 60 039 24W  
 FA 60 039 24WS



INCLUDED




2X FA 60 039 01



REF.	FA 60 039 12W FA 60 039 12WS	FA 60 039 24W FA 60 039 24WS
	EN 360 EN 1496 Class A	
	x1	
<b>MAT.</b> 	PA /  STEEL FA 60 039 12 / FA 60 039 24 SNOX FA 60 039 12S / FA 60 029 24S Ø 4.5 mm	
<b>R (kN) / MBS (kN)</b>	12 kN / 17 kN	
<b>MAT.</b> 	STEEL FA 60 039 12 / FA 60 039 24 SNOX FA 60 039 12S / FA 60 029 24S	
<b>DIM.</b>	 12 m   6 m 6 m   12 m	 24 m   20 m 12 m   12 m
<b>ARREST DISTANCE</b>	1.80 m	
<b>+</b>	Reduced arrest distance Horizontal & vertical movement Integrated rescue system	
	20.10 KG 20.10 KG	21.50 KG 21.50 KG

COMING SOON  
PROCHAINEMENT

**I-BEAM OPTION**



**FA 60 039 02**

## KS-LINE



KS 4000





REF.	KS 4000
	EN 795 Type C TS16415 Type C (not PPE)
	x4
KG	140 KG
MAT.	
R (kN)	> 28 kN

KITS PRÊTS À L'EMPLOI | READY TO USE SETS | KITS LISTOS PARA EL USO


FA 60 200 00 12,42 KG












**| KIT PRONTI ALL'USO | EINSATZFERTIGE KITS**

FA 60 200 01  17,19 KG





## KS 5000

REF.	<b>KS 5000</b>
 	EN 795 Type D TS 16415 Type D (not PPE)
	x6
 <b>KG</b>	140 KG
MAT.	 <b>ALU</b> /  <b>INOX</b> /  <b>STEEL</b>
R (kN)	> 28 kN



**PLUS D'INFORMATIONS / FURTHER INFORMATION / MÁS INFORMACIÓN /  
PER MAGGIORI INFORMAZIONI / FÜR MEHR INFORMATIONEN**






Installation murale en retrait /  
Wall mounted installation  
(with recess)



Installation à fleur de mur /  
Wall mounted installation  
(flush type)




Installation au sol /  
Floor mounted installation







Installation au plafond /  
Ceiling mounted installation



**SUITABLE FOR WORK  
IN SUSPENSION**




		689 CHEMIN DU BUCLAY LIEU-DIT LA MURIÈRE 38540 HEYRIEUX - FRANCE TEL : +33 (0)4 72 48 78 27			
INSTALLED BY				 	
PRODUCT / SYSTEM					
STANDARD / NORM					
BATCH AND YEAR OF MANUFACTURE					
LENGTH (in M)		CLEARANCE:		MAXIMUM NUMBER OF USERS:	
INSTALLATION DATE / REFERENCE					
ACCEPTANCE DATE					
INSPECTION DATE					


REF. FA 20 902 00

ACCÈS SUR CORDE  
ROPE ACCESS  
ACCESO MEDIANTE CUERDA  
ACCESSO SU FUNE  
ZUGANG AM SEIL





FA 70 004 00



FA 70 001 00

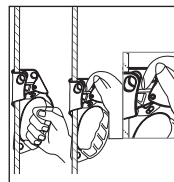


FA 70 021 00



REF.	FA 70 004 00	FA 70 001 00	FA 70 021 00
CE UK CA	---	EN 341 Class 2A (maxi 130 kg) EN 12841 Type C (maxi 200 kg)	EN 341 Class 2B (maxi 150 kg) EN 12841 Type C (maxi 150 kg)
MAT.	ALU	ALU	ALU
MAT. ⓪	PA Ø 9 - 11 mm	PA Ø 10.5 - 12 mm	PA Ø 10.5 - 12 mm
m/s	---	2 m/s	2 m/s
+	EN 15151-2	---	EN 341 §5.4.4: -20°C
Kg	0.14 KG	0.35 KG	0.48 KG

FA 70 002 00



FA 70 003 00



FA 70 015 00




REF.	FA 70 002 00	FA 70 003 00	FA 70 015 00
CE UK CA	EN 567	EN 567	EN 567
MAT.	ALU	ALU	ALU
MAT. ⓪	PA Ø 10.5 - 12 mm	PA Ø 10.5 - 12 mm	PA Ø 10.5 - 12 mm
Hand	L	R	---
Kg	0.22 KG	0.22 KG	0.16 KG



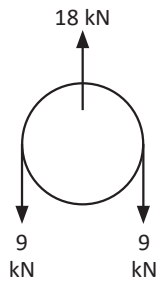
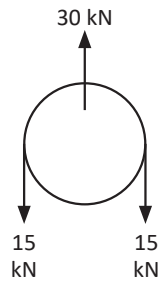
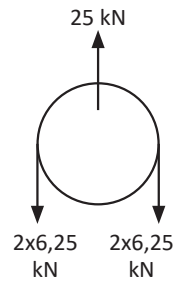
**FA 70 000 98**

REF.	FA 70 000 98A	FA 70 010 99	FA 70 011 99	FA 70 012 99	FA 50 219 14B
DIA.	LG. 1 m Ø 10.5 mm or 11.0 mm or 12.0 mm	Ø 10.5 mm	Ø 11.0 mm	Ø 12.0 mm	---
	EN 1891	EN 1891			EN 362 Class B
MAT.	PA	PA			
	---	---	---	---	23 kN / 14 mm
	---	0.073 KG/M	0.077 KG/M	0.085 KG/M	0.10 KG

**FA 70 013 00**



REF.	FA 70 013 00	FA 70 033 10
LG.	1.0 m - 1.5 m	1.10 m
	---	EN 358
MAT.	: 20 mm PES /	PA dynamic Ø 10.5 mm
	0.15 KG	X.XX KG

**FA 70 008 00**

**FA 70 008 01**

**FA 70 008 02**


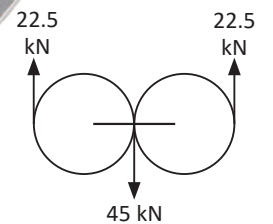
REF.	FA 70 008 00	FA 70 008 01	FA 70 008 02
	---	EN 12278	EN 12278
MAT.			
MAT.	Ø21 mm	Ø25 mm	Ø29 mm
BEARING TYPE	Dry Bearing	Ball Bearing	Ball Bearing
MAT.	PA PES Ø 9-12 mm	PA PES Ø 9-12 mm	PA PES Ø 9-12 mm
MBS (kN)/WL (kN)	18 kN / 5 kN	30 kN / 7 kN	25 kN / 8 kN
+	---	---	---
	0.08 KG	0.16 KG	0.25 KG

**FA 70 016 01**

**FA 70 016 00**

**FA 70 017 01**

**FA 70 017 00**


**FA 70 023 01**


REF.	FA 70 016 00   FA 70 016 01	FA 70 017 00   FA 70 017 01	FA 70 023 01
	EN 12278	EN 12278	EN 12278
MAT.			
MAT.	Ø45 mm    Ø45 mm	Ø45 mm    Ø45 mm	Ø29 mm
BEARING TYPE	Dry Bearing   Ball Bearing	Dry Bearing   Ball Bearing	Ball Bearing
MAT.	PA PES Ø 9-16 mm	PA PES Ø 9-16 mm	PA PES Ø 9-12 mm
MBS (kN)/WL (kN)	40 kN / 10 kN	40 kN / 10 kN	45 kN / 10 kN
	0.25 KG   0.44 KG	0.45 KG   0.76 KG	0.35 KG

**NEW** FA 70 034 00  
**ROLS**

**NEW** FA 70 035 00  
**ROLS** Twin

**NEW** FA 70 036 00  
**ROLS** Kat

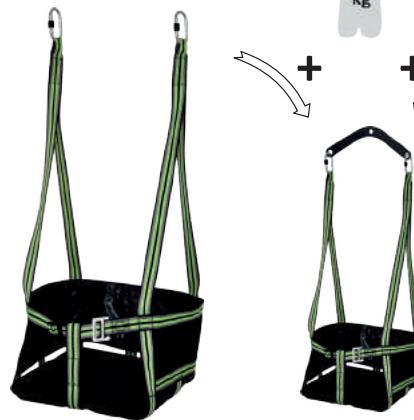


REF.	FA 70 034 00	FA 70 035 00	FA 70 036 00
	EN 12278	EN 12278	EN 12278
MAT.			
MAT.	Ø 45 mm	Ø 45 mm	Ø 42 mm
BEARING TYPE	Ball Bearing	Ball Bearing	Ball Bearing
MAT.	PA PES Ø 9-12 mm	PA PES Ø 9-12 mm	PA PES Ø 9-13 mm
MBS (kN)/WL (kN)	65 kN / 10 kN	45 kN / 10 kN	50 kN / 10 kN
+	UIAA, forged	UIAA, forged	UIAA, forged
	0.27 KG	0.44 KG	0.33 KG

FA 70 006 00



FA 70 007 00



FA 70 007 01




REF.	FA 70 006 00	FA 70 007 00	FA 70 007 01
	---	---	---
MAT.	: 45 mm PES &  &	: 45 mm PES	
	1.30 KG	3.70 KG	1.0 KG

SAUVETAGE & ÉVACUATION  
RESCUE & EVACUATION  
RESCATE Y EVACUACIÓN  
SALVATAGGIO E EVACUAZIONE  
RETTUNG-BERGUNG









FA 70 201 00



FA 70 201 20  
FA 70 201 40



REF.	FA 70 201 00	FA 70 201 20   FA 70 201 40
	EN 341 Class 1A EN 1496 Class B EN 12841 Type C (1 person)	EN 341 Class 1A EN 1496 Class B EN 12841 Type C (1 person)
	x2	x2
MAT.	ALU & STEEL	ALU & STEEL
MAT.	ALU	ALU
MAT. LG.	---	PA 9,6 mm 20 m   40 m
m/s	1 to 1.5 m/s (Max. 225 KG)	1 to 1.5 m/s (Max. 225 KG)
MAX.	500 m	500 m
+	---	* transport bag included
	4 KG	5.82 KG   7.07 KG

FA 70 111 00



FA 70 111 20  
FA 70 111 40

**NEW**



\*

**NEW**



OPTION



**SEALPACK**

Sac de mise sous vide  
Vacuum packing  
Bolsa de puesta en vacío  
Sacca sottovuoto  
Vakuumbutel



10 YEARS  
MAINTENANCE-FREE


REF.	FA 70 111 00	FA 70 111 20   FA 70 111 40
	EN 341 Class 1B	EN 341 Class 1B
	x1	x1
MAT.	ALU & STEEL	ALU & STEEL
MAT.	ALU	ALU
MAT. LG.	---	PA 9,6 mm 20 m   40 m
m/s	<2 m/s (Max. 141 KG)	<2 m/s (Max. 141 KG)
MAX. ↓	250 m	250 m
+	---	* transport bag included
	1.2 KG	3.00 KG   4.30 KG

FA 70 109 99

FA 70 109 98

FA 70 109 20  
FA 70 109 40

SET OF 2  
MANUFACTURED ENDS +  
2x FA 50 220 21



REF.	FA 70 109 99	FA 70 109 98	FA 70 109 20   FA 70 109 40
	EN 1891 Type A	EN 1891 Type A	EN 1891 Type A
MAT.	---	ALU	ALU
MAT. LG.	PA 9,6 mm 1 m	PA 9,6 mm 2x1 m	PA 9,6 mm 20 m   40 m
	0.08 KG/M	0.42 KG	1.71 KG   3.20 KG





KIT UNIVERSEL D'ÉVACUATION MANUELLE / UNIVERSAL KIT OF MANUAL EVACUATION /  
 KIT UNIVERSAL DE EVACUACIÓN MANUAL / KIT UNIVERSALE DI EVACUAZIONE MANUALE  
 / UNIVERSALSET FÜR MANUELLE BERGUNG

FA 70 027 20  
 FA 70 027 30  
 FA 70 027 50



1- FA 50 302 22B (x4)	EN 362
2- FA 50 400 10	EN 362
3- FA 50 401 10	EN 362
4- FA 60 005 15 (x2)	EN 795 Type B, EN 566
5- FA 70 008 02 (x2)	EN 12278
6- FA 70 010 99 (05)	EN 1891 Type A
7- FA 70 010 99 (20/30/50 m)	EN 1891 Type A
8- FA 70 015 00 (x2)	EN 567
9- FA 70 021 00	EN 341 Class 2B EN 12841 Type C
10- FA 70 900 30/40/60	---
11- FA 90 106 00	---




REF.	FA 70 027 20	FA 70 027 30	FA 70 027 50
Kg	5.10 KG	6.95 KG	8.63 KG

KIT D'AUTO-ÉVACUATION / SELF EVACUATION KIT / KIT DE AUTOEVACUACIÓN /  
KIT DI AUTOEVACUAZIONE / SELBSTRETTUNGSSET

FA 70 025 20  
FA 70 025 30  
FA 70 025 50



1- FA 50 302 22B (x5)	EN 362
2- FA 60 005 15 (x2)	EN 795 Type B, EN 566
3- FA 70 005 00	EN 1498 Class B
4- FA 70 010 99 (20/30/50)	EN 1891 Type A
5- FA 70 019 00	EN 1498 Class A
6- FA 70 021 00	EN 341 Class 2B EN 12841 Type C
7- FA 90 106 00	---




REF.	FA 70 025 20	FA 70 025 30	FA 70 025 50
	4.80 KG	5.65 KG	7.33 KG

FA 70 031 00

**Easylift**

- |                      |                |
|----------------------|----------------|
| 1- FA 50 400 10      | EN 362         |
| 2- FA 50 401 10      | EN 362         |
| 3- FA 70 008 02 (x2) | EN 12278       |
| 4- FA 70 010 99 (05) | EN 1891 Type A |
| 5- FA 70 015 00 (x2) | EN 567         |



FA 70 020 00

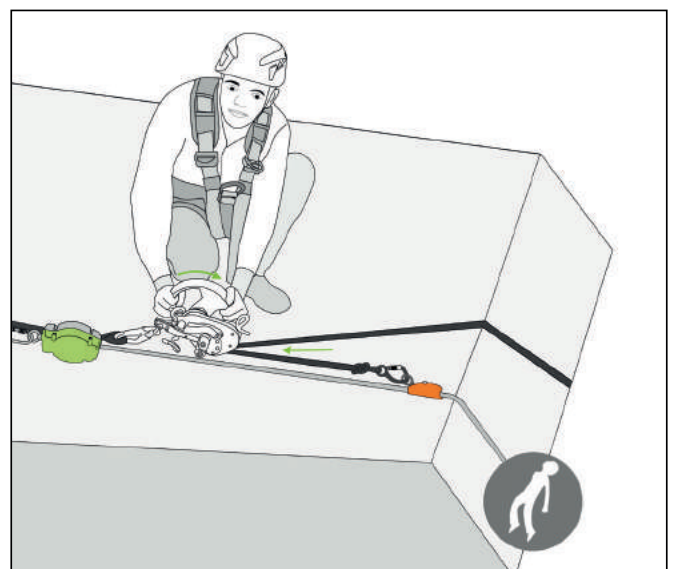


REF.	FA 70 031 00	FA 70 020 00
CE UK CA	---	---
MAT.		FIBERGLASS
LG. (MAX./MIN.)	1.20 m / 0.55 m	0.75 m > 3 m
Kg	1.48 KG	0.90 KG

FA 70 032 00



FOR WIRE ROPE AND ROPE

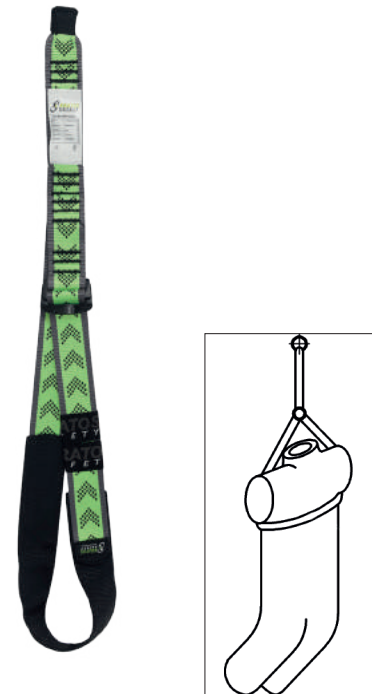


REF.	FA 70 032 00
CE UK CA	PPE-R 11.115 (not PPE)
MAT.	ALU / STEEL
Kg	0.34 KG

FA 70 005 00

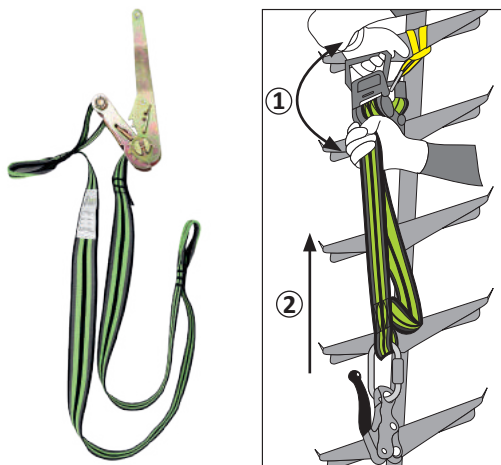


FA 70 019 00



REF.	FA 70 005 00	FA 70 019 00
CE UK CA	EN 1498 Class B (not PPE)	EN 1498 Class A (not PPE)
MAT.	45 mm PES / STEEL	45 mm PES
LG.	---	1.90 m
kg	1.47 KG	0.32 KG

FA 70 028 11



**NEW** FA 70 030 11



REF.	FA 70 028 11	FA 70 030 11
CE UK CA	EN 1496 Type A (not PPE)	EN 354 EN 358 EN 566 EN 795 Type B
MAT.	45 mm PES / STEEL	20 mm PES / ALU 11.0 mm
LG.	Min. 0.5 m - Max. 1.10 m	Min. 0.20 m - Max. 0.85 m
kg	1.16 KG	0.25 KG

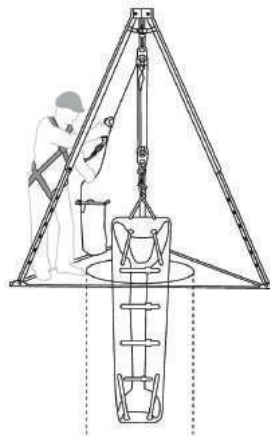
**FA 70 018 00**



**FA 70 018 01**

COMING SOON  
PROCHAINEMENT

INCLUDED  
5x FA 50 201 22B  
1x TS 90 001 07



REF.	FA 70 018 00	FA 70 018 01
	---	---
MAT.	P / PA / PES /	PES
DIM.	2.5 m x 0.90 m	---
	150 KG	150 KG
	6.2 KG	0.56 KG

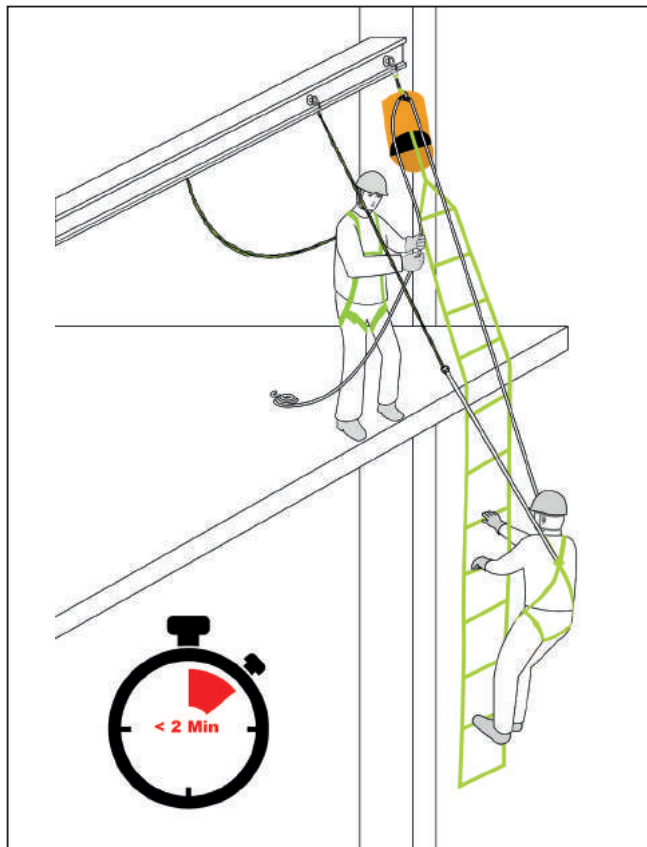


# EVA'LAD 2

FA 70 029 06R



INCLUDED  
3x FA 50 224 18



REF.	FA 70 029 06R
	PPE-R 11.115 (not PPE)
MAT.	20 mm PES /  ALU Ø 11.0 mm
DIM. ↑↓	6.0 m
MAT. ●	● PA 10 mm
LG.	7.0 m
MAT.	
	3.88 KG

HP 10 200 00B



EN 12492

HP 10 200 00W



HP 10 200 00R



HP 10 200 00O



REF.	HP 10 200 00B / W / R / O
	EN 12492
MAT.	PP
	52 - 61 cm
R (kN)	50 daN
	0.423 KG

COMING SOON  
PROCHAINEMENT

HP 10 300 00W



- HP 10 300 00B =
- HP 10 300 00O =
- HP 10 300 00R =

EN 397

REF.	HP 10 300 00B / W / R / O
	EN 397
MAT.	ABS
	54 - 63 cm
R (kN)	25 daN
	0.492 KG

HP 10 200 01



HP 10 200 10

**NEW**



HP 10 200 02

**NEW**



REF.

HP 10 200 10

MAT.


PE



0.020 KG

HP 10 200 20

COMING SOON  
PROCHAINEMENT



RETROREFLECTIVE



HP 10 100 00

COMING SOON  
PROCHAINEMENT



REF.

HP 10 100 00



EN 812:2012

MAT.

ABS



52 - 62 cm



0.185 KG





# K LIGHT

By Kratos Safety

**NEW** **NEWTON RANGE**

HL 10 100 00



**NEWTON 1**



Micro USB  
charger included

HL 10 101 00



**NEWTON 2**

HL 10 102 00



**NEWTON 3**



Type-C USB  
charger included

HL 10 102 01



**NEWTON 3 Li-Po**

HL 10 103 00



**NEWTON 4**



4 helmet clips  
included



Type-C USB  
charger included

HL 10 104 00



**NEWTON X-O**

REF.	HL 10 100 00	HL 10 101 00	HL 10 102 00	HL 10 102 01	HL 10 103 00	HL 10 104 00
	LARGE	MIXED	MIXED	---	MIXED	MIXED
	---	120 M	80 M	---	80 M	100 M
	Li-Po (included)	3AAA (included)	Li-Po (included) or 3AAA	Li-Po	Li-Ion (included)	3AAA (included)
	200 LUMENS	400 LUMENS	400 LUMENS	---	600 LUMENS	216 LUMENS
	IP65	IP65	IP65	---	IP65	IP67
	0.030 KG	0.080 KG	0.089 KG	---	0.175 KG	0.130 KG
	2h - 4h	4h - 60h	3h30 - 35h	2h20 - 18h	5h - 30h	5h - 12h
+				---		

**NEW RAINBOW RANGE**

HL 10 001 00



**RAINBOW 1**



Type-C USB charger included

HL 10 002 00



**RAINBOW 2**



All accessories included

HL 10 900 00



HL 10 900 01



HL 10 900 02

COMING SOON  
PROCHAINEMENT

HL 10 900 03



Fixing sticker included

NEWTON 2/3/4 headlamp holder (front fixation)



Fixing sticker included

NEWTON 4 battery holder (back fixation)




REF.	HL 10 001 00	HL 10 002 00
	MIXED	MIXED
	80 M	120 M
	Li-Po (included)	Li-Po (included)
	350 LUMENS	250 LUMENS
	IP54	IP54
	0.075 KG	0.080 KG
	2h30 - 8h	3h - 20h
+		



ENSEMBLES PRÊTS À L'EMPLOI  
READY FOR USE KITS  
CONJUNTOS LISTOS PARA EL USO  
KIT PRONTI ALL'USO  
EINSATZFERTIGE SYSTEME





**KIT NACELLE, RETENUE AU TRAVAIL / CHERRY PICKER, RESTRAINT KIT / KIT PLATAFORMA ELEVADORA, RETENCIÓN DURANTE EL TRABAJO / KIT CESTELLO, MANTENIMENTO SUL LAVORO / SET FÜR ARBEITSBÜHNE, RÜCKHALTE-SET**



**FA 80 001 00**

1- FA 10 102 00	EN 361
2- FA 40 500 15	EN 354
3- FA 50 101 17 (x2)	EN 362
4- FA 90 131 16	---

1.50 KG
---------

**KIT NACELLE, MAINTENANCE INDUSTRIELLE "COMFORT" / "COMFORT" CHERRY PICKER, INDUSTRIAL MAINTENANCE KIT / KIT PLATAFORMA ELEVADORA, MANTENIMIENTO INDUSTRIAL "COMFORT" / KIT CESTELLO, MANUTENZIONE INDUSTRIALE "COMFORT" / "KOMFORT" ARBEITSBÜHNE, INDUSTRIE INSTANDHALTUNGS-SET**


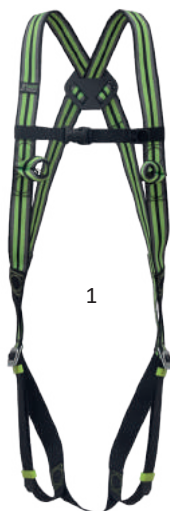
**FA 80 108 00**

1- FA 10 105 00A	EN 361
2- FA 20 503 01	EN 360, DIN 19427
3- FA 60 005 12	EN 795 B, EN 566
4- FA 90 115 00	---

3.35 KG
---------



**KIT DE RETENUE AU TRAVAIL "PREMIUM" / "PREMIUM" RESTRAINT KIT / KIT RETENCIÓN DURANTE EL TRABAJO "PREMIUM" / KIT DI MANTENIMENTO SUL LAVORO "PREMIUM" / RÜCKHALTKIT „PREMIUM“**



**FA 80 112 00**

1- FA 10 103 00	EN 361
2- FA 40 600 15	EN 354
3- FA 90 131 16	---

2.38 KG
---------



KIT ÉCHAFAUDAGE / SCAFFOLDING KIT / KIT PARA ANDAMIOS / KIT PONTEGGI / GERÜST-SET

FA 80 002 00

1- FA 10 103 00	EN 361
2- FA 30 304 18	EN 355
3- FA 90 131 16	---

 2.15 KG
---



KIT ÉCHAFAUDAGE "CONFORT" / "COMFORT" SCAFFOLDING KIT / KIT PARA ANDAMIOS "CONFORT" / KIT PONTEGGI "CONFORT" / "KOMFORT" GERÜST-SET

FA 80 109 00

1- FA 10 107 00A	EN 361
2- FA 20 503 02	EN 360
3- FA 60 005 08	EN 795 B, EN 566
4- FA 90 115 00	---

 3.75 KG
---

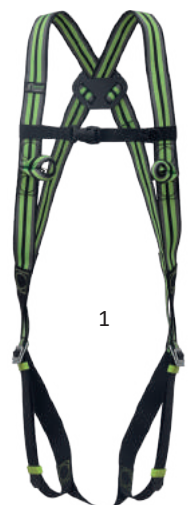


KIT MAINTENANCE INDUSTRIELLE / INDUSTRIAL MAINTENANCE KIT / KIT MANTENIMIENTO INDUSTRIAL / KIT MANUTENZIONE INDUSTRIALE / INDUSTRIE INSTANDHALTUNGS-SET

FA 80 008 00

1- FA 10 103 00	EN 361
2- FA 20 301 02	EN 360
3- FA 50 101 17	EN 362
4- FA 60 005 12	EN 795 B, EN 566
5- FA 90 131 16	---

 3.00 KG
---



KIT TOITURE / ROOF KIT / KIT TEJADO / KIT TETTI / DACH-SET



**FA 80 104 00**

1- FA 10 103 00	EN 361
2- FA 20 102 10 (10 m)	EN 353-2
3- FA 50 101 17	EN 362
4- FA 90 131 16	---

3.43 KG

KIT TOITURE / ROOF KIT / KIT TEJADO / KIT TETTI / DACH-SET

**FA 80 104 01**

1- FA 10 203 00	EN 361, EN 358
2- FA 20 102 15 (15 m)	EN 353-2
3- FA 50 101 17	EN 362
4- FA 60 005 20	EN 795 B, EN 566
5- FA 90 115 00	---

4.68 KG



KIT TOITURE "CONFORT" / "COMFORT" ROOF KIT / KIT TEJADO "CONFORT" / KIT TETTI "COMFORT" / "KOMFORT" DACH-SET

**FA 80 105 00**

1- FA 10 105 00	EN 361
2- FA 20 103 00A	EN 353-2
3- FA 20 103 10 (10 m)	EN 353-2
4- FA 50 101 17	EN 362
5- FA 60 005 12	EN 795 B, EN 566
6- FA 90 115 00	---

2.75 KG



KIT FLÈCHE DE GRUE / CRANE BOOM KIT / KIT PLUMA DE GRÚA / KIT GRU A BRACCIO / SET FÜR KRANAUSLEGER

FA 80 005 00

1- FA 10 105 00	EN 361
2- FA 30 600 15	EN 355
3- FA 90 115 00	---

 3.07 KG
---



KIT STRUCTURE MÉTALLIQUE / STEEL CONSTRUCTION KIT / KIT ESTRUCTURA METÁLICA / KIT STRUTTURE METALLICHE / SET FÜR STAHLBAU

FA 80 103 00

1- FA 10 105 00	EN 361
2- FA 30 500 20	EN 355
3- FA 50 101 17 (x2)	EN 362
4- FA 60 005 12	EN 795 B, EN 566
5- FA 90 115 00	---

 2.50 KG
---



KIT ESPACES CONFINÉS / CONFINED SPACES KIT / KIT ESPACIOS CONFINADOS / KIT SPAZI CONFINATI / KIT FÜR ENGE RÄUME

FA 80 113 00

1- FA 10 106 00	EN 361
2- FA 20 401 20 (20 m)	EN 360, EN 1496 B
3- FA 60 001 00	EN 795 B
4- FA 60 001 03	---
5- FA 60 003 20 (20 m)	EN 1496 A

 34.34 KG
--



tripod bag included



**FA 90 102 00**



**FA 90 103 00**



**FA 90 116 00**



REF.	FA 90 102 00	FA 90 103 00	FA 90 116 00
MAT.	600 x 600D PES / PE	600 x 600D PES / PE	600 x 600D PES / PE
DIM.	26 x 41x x 23 cm	26 x 60 x 19 cm	28 x 53 x 27 cm
VOL.	24 L	29 L	40 L
+	Rigid Bottom	Rigid Bottom	Rigid Bottom
	20 KG	20 KG	20 KG

**FA 90 131 18**



**FA 90 131 16**



**FA 90 100 00**



**FA 90 203 00**



REF.	FA 90 131 18	FA 90 131 16	FA 90 100 00	FA 90 203 00
MAT.	JUTE	JUTE	PA	
DIM.	46 x 32 x 15 cm	46 x 36 cm	47 x 33 cm	43 x 28 x 18 cm
VOL.	30 L	---	---	21 L
+	---	---	---	Stackable



FA 90 101 00



FA 90 115 00




FA 90 107 00



FA 90 117 00



REF.	FA 90 101 00	FA 90 115 00	FA 90 107 00	FA 90 117 00
MAT.	600 x 600D PES	600D PES	PVC	PVC
DIM.	45 x 36 x 18 cm	40 x 26 x 12 cm	62 x 32 cm	80 x 40 cm
VOL.	26 L	12 L	49 L	40 L
+	---	---	---	Waterproof
 MAX KG	10 KG	5 KG	15 KG	25 KG


FA 90 105 00




FA 90 106 00



**NEW** FA 90 118 00



REF.	FA 90 105 00	FA 90 106 00	FA 90 118 00
MAT.	PVC	PVC / PE	PVC
DIM.	62 x 29 cm	62 x 35 cm	55 x 33 cm
VOL.	41 L	58 L	47 L
+	---	Rigid Bottom	Robust
 MAX KG	25 KG	28 KG	50 KG




**Directive 2001/45/EC §4.4.d:** "the tools and other accessories to be used by a worker [at height] must be secured to the worker's harness or seat or by some other appropriate means".

TS 90 001 00



TS 90 001 02



TS 90 001 01



TS 90 001 06



TS 90 001 03



REF.	TS 90 001 00	TS 90 001 02	TS 90 001 01	TS 90 001 06	TS 90 001 03
MAX. LG.	1.30 m	1.30 m	1.30 m	1.0 m	0.50 m
MAT.	PES 14 mm	PES 14 mm	PES 33 mm	PES 14 mm	PES 14 mm
MAT.  	 / 15 mm	 / 15 mm	---	 / 8 mm	---
	5.0 KG	5.0 KG	10.0 KG	5.0 KG	2.0 KG
	0.044 KG	0.066 KG	0.130 KG	0.077 KG	0.038 KG

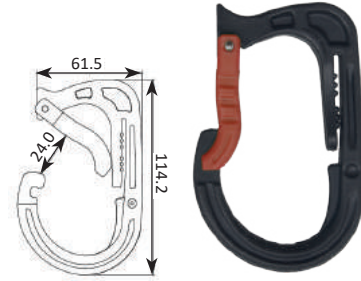
TS 90 001 09



TS 90 001 12



TS 90 001 14



REF.	TS 90 001 09	TS 90 001 12	TS 90 001 14
MAX. LG.	1.50 m	0.90 m	---
MAT.	PU 5 mm	PU 3 mm	ABS
MAT.	<b>INOX</b> / 6.5 mm	P / 15 mm	24 mm
MAX kg	0.9 KG	0.9 KG	20.0 KG
Kg	0.160 KG	0.012KG	0.031KG



TS 90 001 10



SET OF 3 PCS.



TS 90 001 11



SET OF 3 PCS.




TS 90 001 13



SET OF 2 PCS.



19 cm



REF.	TS 90 001 10	TS 90 001 11	TS 90 001 13
MAX. LG. or DIA.	∅ 0.045 m	0.14 m	0.19 m
MAT.	<b>STEEL</b> & PU	<b>STEEL</b> & PU	PES 25 mm / <b>STEEL</b>
MAX kg	1.35 KG	0.9 KG	2.25 KG
Kg	0.010 KG	0.006 KG	0.130 KG



**TS 90 001 07**

**SET OF 2 PCS.**

**CAPTIVE PIN**

**TS 90 001 04**

**SET OF 2 PCS.**

**TS 90 001 05**

**TS 90 001 08**

**NEW**

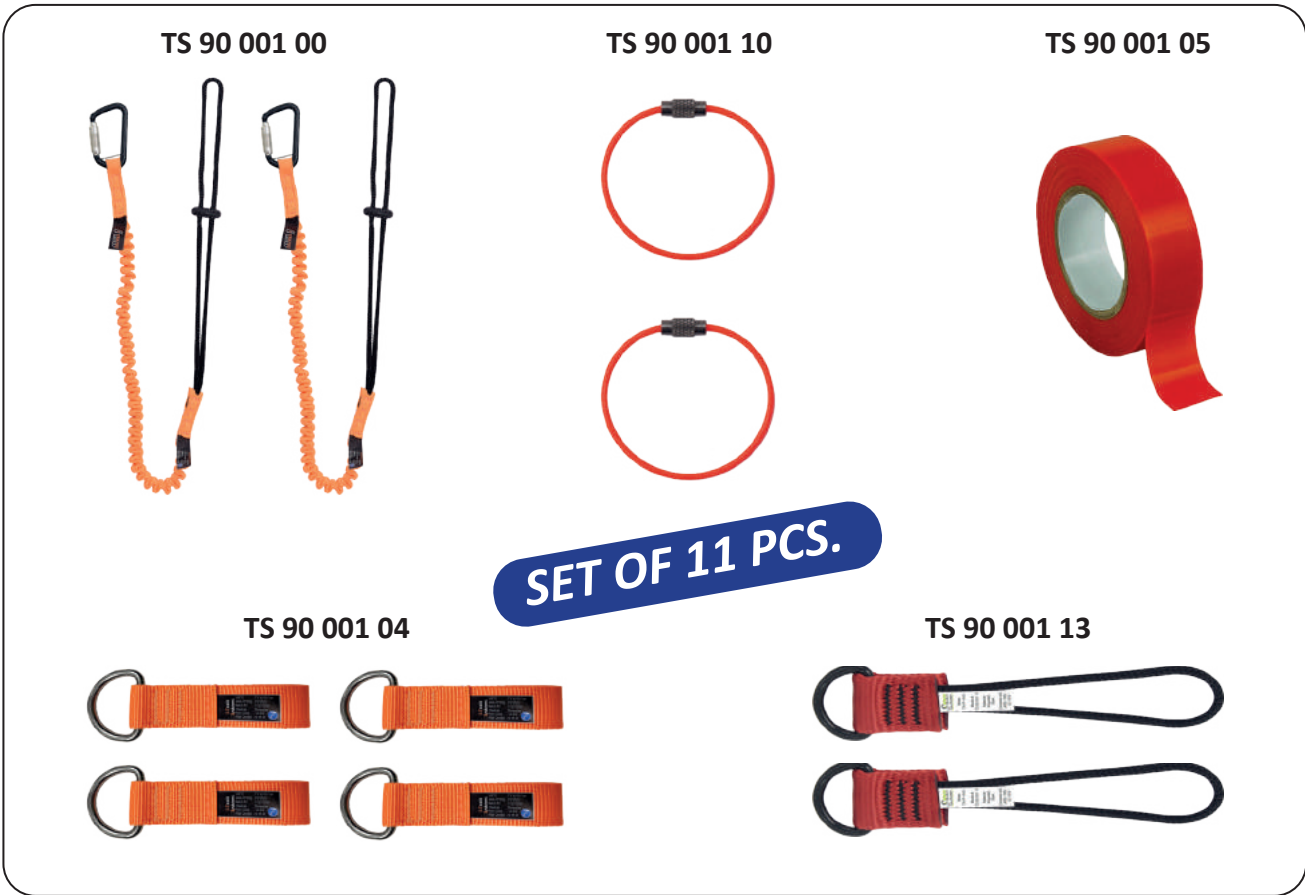
**TS 90 001 15**

**SET OF 2 PCS.**

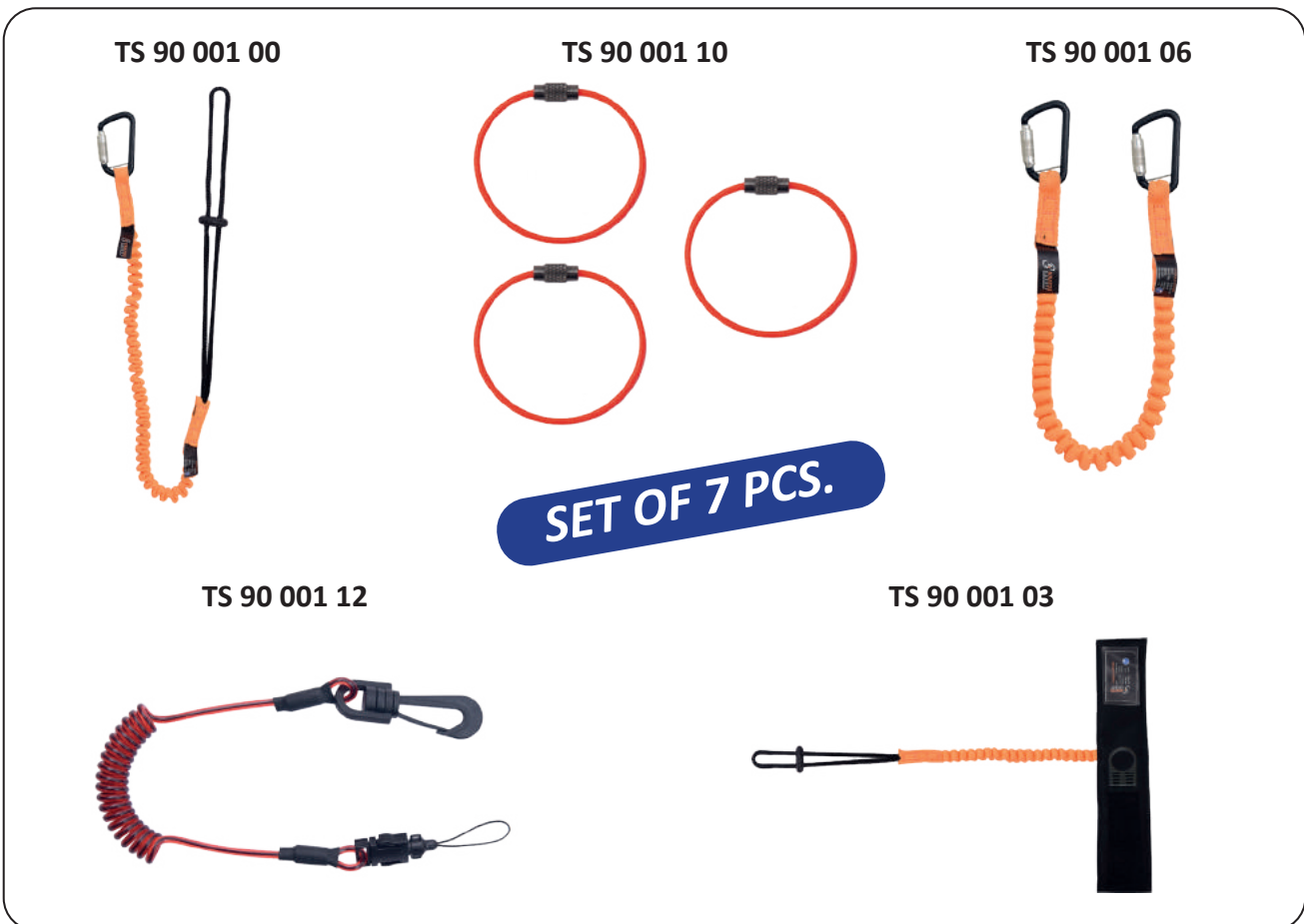
REF.	TS 90 001 07	TS 90 001 04	TS 90 001 05	TS 90 001 08	TS 90 001 15
<b>MAX. LG.</b>	---	0.10 m	3.0 m	1.20 m	0.14 m
<b>MAT.</b>	---	PES 25 mm	SILICON	---	PES 25 mm
<b>MAT.</b>	<b>ALU</b> / 16 mm	---	---	<b>INOX</b> / 7 mm	---
<b>MAX kg</b>	R = 5 kN	10.0 KG ⚠ + TS 90 001 05 = 2.0 KG	⚠ + TS 90 001 04 = 2.0 KG	5.0 KG	10 KG
<b>Kg</b>	0.031G	0.034 KG	0.035 KG	0.138 KG	0.04 KG



TS 90 100 00



TS 90 101 00



LA 10 250 10



LA 10 300 10  
LA 10 300 15




LA 10 400 10  
LA 10 400 20



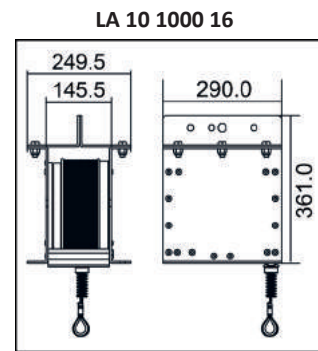
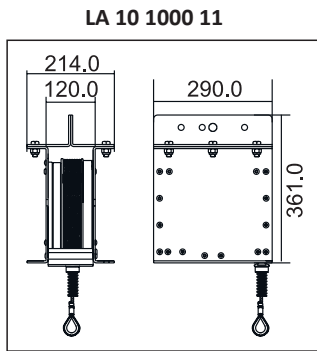
LA 10 500 10  
LA 10 500 15  
LA 10 500 20



REF.	LA 10 250 10	LA 10 300 10   LA 10 300 15	LA 10 400 10   LA 10 400 20	LA 10 500 10   LA 10 500 15   LA 10 500 20
LG.	10 m	10 m   15 m	10 m   20 m	10 m   15 m   20 m
MAX kg	MAX. 250 KG	MAX. 300 KG	MAX. 400 KG	MAX. 500 KG
	Machinery Directive 2006/42/CE (not PPE)	Machinery Directive 2006/42/CE (not PPE)	Machinery Directive 2006/42/CE (not PPE)	Machinery Directive 2006/42/CE (not PPE)
MAT.	PA /  Ø4.5 mm	PA /  Ø4.8 mm	PA /  Ø5.8 mm	PA /  Ø6.0 mm
	x1	x1	x1	x1
+	ZONE 1	ZONE 1	ZONE 1	ZONE 1
	4.15 KG	5.50 KG   6.00 KG	11.50 KG   12.95 KG	11.65 KG   12.20 KG   12.66 KG



LA 10 1000 11  
LA 10 1000 16



REF.	LA 10 1000 11	LA 10 1000 16
LG.	11 m	16 m
	MAX. 1000 KG	
	Machinery Directive 2006/42/CE (not PPE)	
MAT.	STEEL / INOX $\varnothing 8.0$ mm	
	---	
+	INDICATOR ZONE 1	
	30.00 KG	35.00 KG

**Champs d'application de nos Antichutes de charges**  
**Fields of application of our Load Arresters**  
**Campos de aplicación de nuestros Anticaídas de cargas**  
**Campi di applicazione dei nostri anticaduta per carichi**  
**Anwendungsbereiche unserer Absturzsicherungen für Lasten**



Industrie  
Industry  
Industria  
Industria  
Industrie



Événementiel, spectacle  
Events, entertainment  
Eventos, espectáculo  
Evento, spettacolo  
Eventmanagement, Unterhaltungsbranche



Salles de sport  
Sports halls  
Gimnasios  
Palestre  
Sporthallen



LOAD



**A través del ordenador, la tableta, el móvil... ¡visítenos en nuestro sitio web!**

- Información sobre los productos
- Recomendación de productos según sus condiciones de trabajo
- Información sobre nuestros cursos de formación
- Ayuda en la elección
- Espacio distribuidor asociado
- Herramientas de cálculo automático de la altura libre en función de los productos utilizados y las condiciones de trabajo
- Catálogo Virtual
- Vídeos técnicos

**Entdecken Sie unsere Website... auf Ihrem PC, Smartphone, Tablet!**

- Produktinformationen
- Produktempfehlung entsprechend Ihrer Arbeitssituation
- Informationen über unsere Schulungen
- Hilfe bei der Auswahl
- Händlerbereich
- Werkzeuge zur automatischen Berechnung der Sturzhöhe in Abhängigkeit von den verwendeten Produkten und den Arbeitsumständen
- Virtueller Katalog
- Technische Videos

**Sur ordinateur, Tablette, Smartphone, ... Venez découvrir notre site Internet !**

- Information produits
- Préconisation de produits selon votre situation de travail
- Informations sur nos formations
- Aide au choix
- Espace Distributeur Partenaire
- Outils de calcul automatique du tirant d'air en fonction des produits utilisés et de la situation de travail
- Catalogue Virtuel
- Vidéos techniques

**Computer, Tablet, Smartphone, ... Come and discover our website!**

- Product information
- Recommendation of products according to your work situation
- Information regarding our trainings
- Help for choosing
- Distributor Partner Area
- Tools for an automatic calculation of the clearance depending on the products used and the work situation
- Virtual Catalogue
- Technical Movies


**Vieni a scoprire il nostro sito web su computer, tablet o smartphone!**

- Informazioni prodotto
- Raccomandazione di prodotti in base alle specifiche condizioni di lavoro
- Informazioni sui corsi di formazione
- Aiuto nella scelta
- Area distributore partner
- Strumenti di calcolo automatico dell'altezza massima in funzione dei prodotti utilizzati e della condizione di lavoro
- Catalogo virtuale
- Video tecnici




# K-S.one




Bienvenue sur K-S.ONE ! 


K-S.One est une solution gratuite, tout en un, complète, intuitive et rapide qui vous permet de gérer et contrôler tout votre matériel efficacement. Vous pourrez ainsi gérer votre parc d'équipement Kratos Safety, ainsi que les produits d'autres marques, qu'il s'agisse d'équipement de protection individuelle ou non. Il vous suffit de scanner le QR Code de votre produit Kratos Safety avec votre smartphone ou une douchette USB, pour accéder aux différentes informations de suivi du produit ainsi qu'à la notice d'utilisation interactive et multilingue et à la déclaration de conformité du produit, durant toute sa durée de vie. Pour enregistrer tous vos autres équipements, EPI ou non, il vous suffit d'utiliser des étiquettes neutres. Celles-ci vous serviront à créer et enregistrer vos produits rapidement et à les ajouter à votre liste de gestion. Ajouter des photos, des documents, affecter un produit à une personne ou un service, choisir la périodicité de contrôle afin que vous soyez directement averti, génération automatique de documents comme la fiche de vie du produit ou le rapport de contrôle, exportation Excel... Bref, vous l'avez compris, tout est possible avec K-S.ONE. Pour plus d'informations, rendez-vous sur notre site [www.kratossafety.com](http://www.kratossafety.com) ou au téléphone au +33 (0)4.72.48.78.27

Welcome to K-S.ONE! 


K-S. One is a free, all-in-one, complete, intuitive and fast solution that allows you to manage and control all your equipment efficiently. You will be able to manage your Kratos Safety equipment stock, as well as products from other brands, whether personal protective equipment or not. Simply scan the QR Code of your Kratos Safety product with your smartphone or a USB shower to access the various product tracking information, as well as the interactive and multilingual user manual and the product's declaration of conformity, throughout its service life. To register all your other equipment, PPE or not, you just need to use neutral labels. These will help you create and save your products quickly and add them to your management list. Add photos, documents, assign a product to a person or a department, choose the control frequency so that you are notified directly, automatic generation of documents such as the product life sheet or the control report, Excel export... In short, as you can see, anything is possible with K-S.One. For more information, visit our website [www.kratossafety.com](http://www.kratossafety.com) or by phone at +33 (0)4.72.48.78.27

¡Bienvenido a K-S.ONE! 

K-S.ONE es una solución gratuita, todo en uno, completa, intuitiva y rápida que te permite administrar y controlar todo tu equipo de manera eficiente. Podrás gestionar tu parque de equipos Kratos Safety, así como productos de otras marcas, sean o no equipos de protección personal. Simplemente escanea el código QR de tus productos Kratos Safety con tu smartphone o un lector de código de barras USB para acceder a la información de seguimiento del producto, así como al manual de usuario interactivo y multilingüe y la declaración de conformidad del producto, durante toda su vida útil. Para registrar todos los demás equipos, ya sean EPP o no, basta con utilizar etiquetas neutras. Estas te ayudarán a crear y registrar tus productos rápidamente y agregarlos a tu lista de administración. Añadir fotos, documentos, asignar un producto a una persona o a un departamento, elegir la frecuencia de control para que te avisen directamente, generación automática de documentos como la ficha de vida del producto o el informe de control, exportación a Excel... En resumen, como puedes ver, todo es posible con K-S.One. Para obtener más información, visita nuestro sitio web [www.kratossafety.com](http://www.kratossafety.com) o por teléfono al +33 (0)4.72.48.78.27

Benvenuto in K-S.ONE! 

K-S. One è una soluzione gratuita, all-in-one, completa, intuitiva e veloce che ti consente di gestire e controllare tutte le tue apparecchiature in modo efficiente. Potrai gestire la tua flotta di attrezzature Kratos Safety, così come i prodotti di altre marche, siano essi dispositivi di protezione individuale o meno. Scansiona semplicemente il QR Code dei tuoi prodotti Kratos Safety con il tuo smartphone o una doccia USB per accedere alle varie informazioni di tracciabilità del prodotto, al manuale utente interattivo e multilingue e alla dichiarazione di conformità del prodotto, per tutta la sua durata. Per registrare tutte le altre apparecchiature, DPI o meno, è sufficiente utilizzare etichette neutre. Questi ti aiuteranno a creare e salvare rapidamente i tuoi prodotti e ad aggiungerli al tuo elenco di gestione. Aggiungi foto, documenti, assegna un prodotto a una persona o un reparto, scegli la frequenza di controllo in modo da essere avvisato direttamente, generazione automatica di documenti come il foglio di vita del prodotto o il rapporto di controllo, esportazione Excel... in breve, hai capito, tutto è possibile con K-S.One. Per ulteriori informazioni, visitare il nostro sito Web [www.kratossafety.com](http://www.kratossafety.com) o per telefono al numero +33 (0)4.72.48.78.27

Willkommen bei K-S.ONE! 

KS. One ist eine kostenlose, umfassende, vollständige, intuitive und schnelle Lösung, mit der Sie alle Ihre Geräte effizient verwalten und steuern können. Sie können Ihre Ausrüstungsflotte von Kratos Safety sowie Produkte anderer Marken verwalten, unabhängig davon, ob es sich um persönliche Schutzausrüstung handelt oder nicht. Scannen Sie einfach den QR-Code Ihrer Kratos Safety-Produkte mit Ihrem Smartphone oder einem USB-Scanner, um während der gesamten Lebensdauer auf die verschiedenen Produktverfolgungsinformationen sowie die interaktive und mehrsprachige Bedienungsanleitung und die Konformitätserklärung des Produkts zuzugreifen. Um alle Ihre anderen Geräte, PSA oder nicht, zu registrieren, müssen Sie nur neutrale Etiketten verwenden. Diese helfen Ihnen, Ihre Produkdanlage schnell zu erstellen und zu speichern und sie Ihrer Verwaltungsliste hinzuzufügen. Fügen Sie Fotos, Dokumente hinzu, ordnen Sie ein Produkt einer Person oder einer Abteilung zu, wählen Sie die Überprüfungsintervalle, damit Sie direkt benachrichtigt werden, automatische Generierung von Dokumenten wie der Lebensdauerhistorie oder dem Prüfbericht, Excel-Export... kurz, Sie haben verstanden, mit K-S.One ist alles möglich. Weitere Informationen erhalten Sie auf unserer Website [www.kratossafety.com](http://www.kratossafety.com) oder telefonisch unter +33 (0)4.72.48.78.27



#### S.A.V. VÉRIFICATION, MAINTENANCE

Pour garantir les performances des produits tout au long de leur utilisation et donc la sécurité de l'utilisateur, la réglementation Européenne fixe des vérifications obligatoires à 2 niveaux :

- 1er niveau de vérification: la norme EN 365:2004 (§ 4.2.2.1) précise qu'avant utilisation d'un EPI, celui-ci doit faire l'objet d'une vérification visuelle de la part de l'utilisateur.
- 2nd niveau de vérification: la norme EN 365:2004 (§ 4.4.b) précise que lors de son utilisation, un EPI contre les chutes de hauteur doit avoir fait l'objet depuis moins de douze mois d'un examen périodique par le fabricant ou une personne compétente.

Pour cette vérification périodique, qui doit être enregistrée sur la fiche d'inspection du produit (présente dans la notice d'utilisation des produits KRATOS SAFETY), nous vous offrons les possibilités suivantes :

- SAV en nos locaux,
- Habilitation à l'inspection périodique,
- Habilitation à la maintenance des EPI,
- Disponibilité de nos Centres SAV agréés.

Nous sommes à votre service, n'hésitez pas à nous contacter !

#### AFTER SALES SERVICE VERIFICATION, MAINTENANCE

In order to ensure product performance throughout their use and therefore the safety of the user, the European regulations sets 2 levels for the compulsory examination of the PPE :

- 1st level of verification: the standard EN 365:2004 (§ 4.2.2.1) states that the user must visually check the PPE before every use,
- 2nd level of verification: the standard EN 365:2004 (§ 4.4.b) states that during its use, PPE against falls from height must have been inspected within the last twelve months by the manufacturer or a competent person.

For this periodic examination, which must be saved on the inspection card of the product (present in the User Manual of KRATOS SAFETY products), we offer you the following possibilities :

- Service in our premises,
- Habilitation for periodic inspection,
- Habilitation for the maintenance of PPE,
- Availability of our authorized service centers.

We are here to help you, please feel free to contact us!

#### ASSISTENZA CLIENTI CONTROLLO, MANUTENZIONE

Per garantire le performance dei prodotti per tutto il loro uso e quindi la sicurezza dell'utilizzatore, la normativa europea definisce verifiche obbligatorie a 2 livelli :

- 1° livello di verifica: norma EN 365:2004 (§ 4.2.2.1) precisa che prima di utilizzare un DPI, esso deve essere oggetto di un controllo visivo da parte dell'utilizzatore.
- 2° livello di verifica: norma EN 365:2004 (§ 4.4.b) precisa che un DPI contro le cadute dall'alto deve essere stato oggetto di un esame periodico da parte del fabbricante o di persona competente almeno ogni dodici mesi.

Per questa verifica periodica, che deve essere registrata sulla scheda di ispezione del prodotto (presente nelle istruzioni per l'uso dei prodotti KRATOS SAFETY), offriamo le possibilità seguenti :

- Assistenza clienti presso Kratos Safety,
- Abilitazione a eseguire ispezioni periodiche,
- Abilitazione a eseguire interventi di manutenzione dei DPI,
- Assistenza clienti presso i centri autorizzati.

Kratos Safety è sempre al tuo servizio, contattaci!

#### SPV COMPROBACIÓN, MANTENIMIENTO

Para garantizar los resultados de los productos durante su uso y por tanto, la seguridad del usuario, la normativa europea fija unas comprobaciones obligatorias a 2 niveles :

- 1.er nivel de comprobación: la norma EN 365:2004 (párrafo 4.2.2.1) precisa que antes de usar un EPI, este debe ser objeto de una comprobación visual por parte del usuario.
- 2.º nivel de comprobación: la norma EN 365:2004 (párrafo 4.4.b) precisa que cuando se usa un EPI contra la caídas de altura, tiene que pasar un examen periódico al menos una vez al año realizado por el fabricante o una persona competente

Para esta comprobación periódica, que tiene que ser registrada en la ficha de inspección del producto (presente en el manual de instrucciones de los productos KRATOS SAFETY), le ofrecemos las siguientes posibilidades :

- SPV en nuestros locales,
- Habilitación para la inspección periódica,
- Habilitación para el mantenimiento de los EPI,
- Nuestros centros SPV autorizados.

Estamos a su servicio, no dude en ponerse en contacto con nosotros.

#### KUNDENDIENST ÜBERPRÜFUNG, WARTUNG

Zur Gewährleistung der Leistung der Produkte während ihrer gesamten Lebensdauer und somit der Sicherheit der Benutzer, legt das europäische Regelwerk zwei Ebenen der Pflichtprüfungen fest :

- Prüfungsebene 1: Die Norm EN 365:2004 (§ 4.2.2.1). Sie legt fest, dass eine PSA vor dem Gebrauch vom Benutzer einer Sichtprüfung zu unterziehen ist.
- Prüfungsebene 2: Die Norm EN 365:2004 (§ 4.4.b) legt fest, dass eine PSA gegen Abstürze alle zwölf Monate einer regelmäßigen Prüfung durch den Hersteller oder durch eine kompetente Person unterzogen werden muss.

Für diese Prüfung, die auf dem Inspektionsmerkblatt des Produkts zu verzeichnen ist (das Inspektionsblatt finden Sie im Benutzerhandbuch der KRATOS SAFETY-Produkte), bieten wir Ihnen die folgenden Möglichkeiten :

- Kundendienst in unseren Räumlichkeiten;
- Ermächtigung zur periodischen Inspektion;
- Ermächtigung zur Wartung der persönlichen Schutzausrüstung;
- Unsere zugelassenen Kundendienst-Center.

Wir stehen Ihnen gern zur Verfügung - zögern Sie nicht, uns zu kontaktieren!


# Training Center by Kratos Safety

Quand la vie des hommes est en jeu, n'hésitez pas à investir dans la formation pour prévenir les risques et garantir la sécurité de l'homme au travail.  
When human life is involved, do not hesitate to invest in training to prevent risks and ensure the safety of people at work.

Cuando la vida humana está en juego, no dude en invertir en formación para prevenir los riesgos y garantizar la seguridad del hombre en el trabajo.

Quando la vita umana è in gioco, occorre sempre investire in formazione per prevenire i rischi e garantire la sicurezza di chi lavora.

Wenn Menschenleben auf dem Spiel stehen, sollten Sie nicht zögern, in die Schulung zu investieren, um Gefahren vorzubeugen und die Sicherheit der Mitarbeiter zu garantieren.



Nous vous rappelons que la formation à l'utilisation des équipements de protection individuelle est OBLIGATOIRE. En effet, rien ne sert d'avoir les meilleurs équipements de protection individuelle si on ne sait pas les utiliser.

Notre métier : Valoriser la vie de l'homme au travail !

We remind you that training for using of personal protective equipment is OBLIGATORY. Indeed there is no use having the best personal protective equipment if we do not know how to use it.

Our job: Enhance life of men at work!

Le recordamos que es OBLIGATORIO recibir formación sobre el uso de los equipos de protección individual. En efecto, no sirve de nada tener los mejores equipos de protección individual si no se sabe usarlos.

Nuestra profesión: ¡Valorizar la vida del hombre en el trabajo!

Si ricorda che la formazione all'uso delle attrezzature di protezione individuale è OBBLIGATORIA. Non serve a nulla avere a disposizione le migliori attrezzature di protezione individuale se non si sa come utilizzarle.

L'obiettivo dichiarato di KRATOS SAFETY è di valorizzare il personale al lavoro!

Wir rufen in Erinnerung, dass die Schulung im Gebrauch der Personenschutzrüstung PFLICHT ist. Denn die besten Personenschutzrüstungen sind nutzlos, wenn man nicht weiß, wie sie verwendet werden.

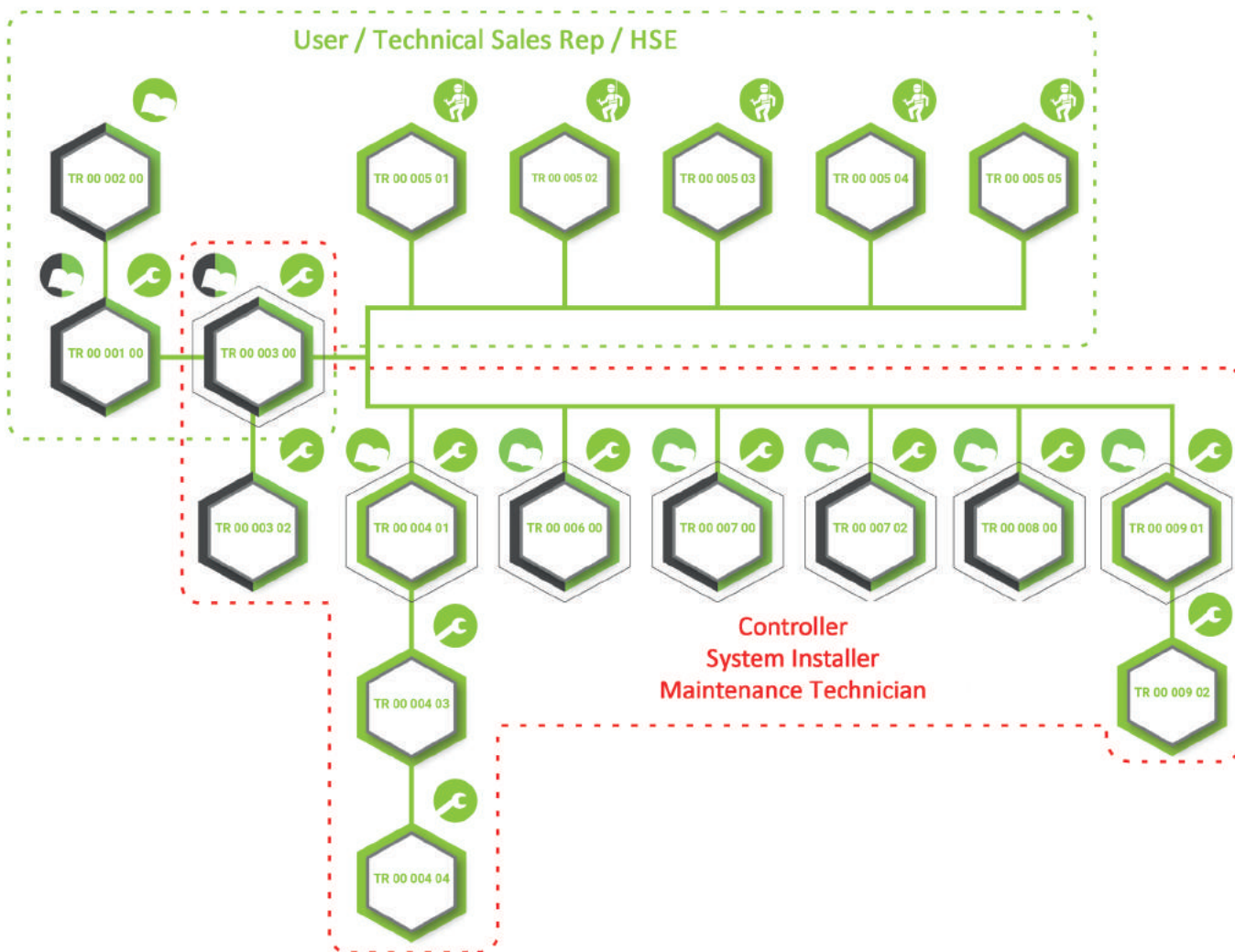
Unsere Berufung: Der Schutz des menschlichen Lebens am Arbeitsplatz!

REF. NO.	FORMATIONS PROPOSÉES	TRAINING OFFER	CURSOS DE FORMACIÓN PROPUESTOS	CORSI DI FORMAZIONE PROPOSTI	ANGEBOTENE SCHULUNGEN
TR 00 001 00 TR 00 001 01	Sensibilisation aux travaux en hauteur	Sensitizing to work at height	Concienciación a los trabajos en altura	Sensibilizzazione ai lavori in altezza	Einführung in die Arbeiten in größeren Höhen
TR 00 002 00 TR 00 002 01	Méthodes de vente appliquées aux EPI contre les chutes de hauteur	Sales methods applied to PPE against falls from a height	Métodos de venta aplicados a los EPI contra las caídas de altura	Metodologie di vendita applicate ai DPI contro le cadute dall'alto	Verkaufsmethoden für PSA gegen Abstürze aus der Höhe
TR 00 003 00 TR 00 003 01	Inspection visuelle des EPI	Visual inspection of PPE	Inspección visual de los EPI	Ispezione viva dei DPI	Sichtprüfung der PSA
TR 00 003 02 TR 00 003 03	Inspection visuelle des EPI - module complémentaire	Visual inspection of PPE - complementary module	Inspección visual de los EPI - módulo complementario	Ispezione viva dei DPI - modulo integrativo	Sichtprüfung PSA - Zusätzliches Modul
TR 00 004 01	Révision mécanique des Antichutes à rappel automatique (y compris avec système de sauvetage intégré)	Mechanical overhaul of retractable fall arresters (including those with integrated retrieval system)	Revisión mecánica de los anticaídas retráctiles (incluidos aquellos con sistema de recuperación integrado)	Revisione meccanica dei dispositivi anticaduta retrattili (compresi quelli con sistema di recupero integrato)	Mechanische Inspektion von Sturzsicherungsmaßnahmen mit automatischem Rückzug (einschließlich solcher mit integriertem Rückholssystem)
TR 00 004 03	Révision mécanique des Antichutes à rappel automatique Kronos et Triton	Mechanical overhaul of Kronos and Triton retractable fall arresters	Revisión mecánica de los anticaídas retráctiles Kronos y Triton	Revisione meccanica dei dispositivi anticaduta retrattili Kronos e Triton	Mechanische Prüfung von Sturzsicherungsmaßnahmen mit automatischem Rückzug Kronos und Triton
TR 00 004 04	Révision mécanique des Antichutes de charge	Mechanical overhaul of Load arresters	Revisión mecánica de los anticaídas de carga	Revisione meccanica dei anticadute per carichi	Mechanische Prüfung von Lastsicherungsgerät
TR 00 005 01	Pratique : Déplacements verticaux et maintien au travail	Practice: Vertical movements and work positioning	Práctica: Desplazamientos verticales y sujeción en el trabajo	Pratica: Spostamenti in verticale e posizionamento sul lavoro	Praktisch: Vertikale Bewegungen und Halten am Arbeitsplatz
TR 00 005 02	Pratique : Espaces confinés	Practice: Confined spaces	Práctica: Espacios confinados	Pratica: Spazi confinati	Praktisch: Enge Räume
TR 00 005 03	Pratique : Auto-évacuation et matériel de mise en œuvre simple	Practice: Self-evacuation and simple implementation material	Práctica: Autoevacuación y material de aplicaciones sencillas	Pratica: Autoevacuazione e materiale per applicazioni semplici	Praktisch: Selbstbergung und einfache Implementierungsausrüstung
TR 00 005 04	Pratique : Évacuation et secours	Practice: Evacuation and rescue	Práctica: Evacuación y rescate	Pratica: Evacuazione e soccorso	Praktisch: Bergung und Rettung
TR 00 005 05	Pratique : Déplacements horizontaux sur ligne de vie et plans inclinés	Practice: Horizontal movements on lifeline and inclined planes	Práctica: Desplazamientos horizontales con línea de vida y planos inclinados	Pratica: Spostamenti in orizzontale su linee vita e piani inclinati	Praktisch: Horizontale Bewegungen an Rettungsleinen und geneigte Flächen
TR 00 006 00 TR 00 006 01	Installation et inspection des dispositifs d'ancrage et supports d'assurage verticaux	Installation and inspection of anchor devices and vertical lifeline systems	Instalación e inspección de los dispositivos de anclaje y soportes de aseguramiento verticales	Installazione e ispezione di dispositivi di ancoraggio e supporti di sicurezza verticali	Installation und Inspektion der vertikalen Verankerungsvorrichtungen und Sicherungssäulen
TR 00 007 00 TR 00 007 01	Installation et inspection des dispositifs d'ancrage et supports d'assurage horizontaux	Installation and inspection of anchor devices and horizontal lifeline systems	Instalación e inspección de los dispositivos de anclaje y soportes de aseguramiento horizontales	Installazione e ispezione di dispositivi di ancoraggio e supporti di sicurezza orizzontali	Installation und Inspektion der horizontalen Verankerungsvorrichtungen und Sicherungssäulen
TR 00 007 02 TR 00 007 03	Installation et inspection des dispositifs d'ancrage Type D	Installation and inspection of Type D anchor devices	Instalación e inspección de los dispositivos de anclaje Tipo D	Installazione e ispezione di dispositivi di ancoraggio Tipo D	Installation und Inspektion der Typ D Verankerungsvorrichtungen



REF. NO.	FORMATIONS PROPOSÉES	TRAINING OFFER	CURSOS DE FORMACIÓN PROPUESTOS	CORSI DI FORMAZIONE PROPOSTI	ANGEBOTENE SCHULUNGEN
TR 00 008 00 TR 00 008 01	Inspection et maintenance des systèmes de sauvetage et d'évacuation Res-Q et Lift Res-Q	Inspection and servicing of rescue and evacuation devices Res-Q and Lift Res-Q	Inspección e mantenimiento de los sistemas de rescate y de evacuación Res-Q y Lift Res-Q	Ispezione e manutenzione dei dispositivi di salvataggio ed evacuazione Res-Q e Lift Res-Q	Überprüfung und Pflege von Rettungs- und Evakuierungsgeräten Res-Q und Lift Res-Q
TR 00 009 01	Réglementation, inspection et maintenance des équipements relevant de la Directive EPI et/ou Directive Machine	Regulation, inspection and servicing of equipment covered by the PPE Directive and/or Machinery Directive	Reglamentación, inspección y mantenimiento de los equipos según la Directiva EPI y/o Directiva de Máquinas	Normativa, ispezione e manutenzione dei dispositivi soggetti a Direttiva DPI e/o Direttiva Macchine	Regelung, inspektion und Wartung von Geräten, die unter die PSA-Richtlinie und/oder Maschinenrichtlinie fallen

**PARCOURS DE FORMATION / TRAINING JOURNEY / PROGRAMMA FORMATIVO /  
PERCORSO DI FORMAZIONE / SCHULUNGSREISE**



# INDEX

FA 10 101 00 -	p. 15	FA 10 904 01	p. 33	FA 20 402 10B	p. 57
FA 10 101 01 -	p. 15	FA 10 905 00	p. 32	FA 20 402 10EXO	p. 58
FA 10 101 02	p. 15	FA 10 907 00	p. 32	FA 20 402 10S	p. 57
FA 10 102 00	p. 30	FA 10 908 00	p. 22	FA 20 402 15	p. 57
FA 10 103 00	p. 30	FA 20 EXO 07	p. 58	FA 20 402 15B	p. 57
FA 10 104 00	p. 29	FA 20 EXO 10	p. 58	FA 20 402 20	p. 59
FA 10 104 00A -	p. 19	FA 20 EXO 15	p. 58	FA 20 402 20S	p. 59
FA 10 104 01A	p. 19	FA 20 100 00B	p. 73	FA 20 402 30	p. 59
FA 10 105 00	p. 28	FA 20 100 10 -	p. 73	FA 20 402 30S	p. 59
FA 10 105 00A -	p. 20	FA 20 100 20 -	p. 73	FA 20 403 10B	p. 50
FA 10 105 01A	p. 20	FA 20 100 30 -	p. 73	FA 20 410 10	p. 51
FA 10 106 00	p. 28	FA 20 100 40 -	p. 73	FA 20 41 020	p. 51
FA 10 107 00A -	p. 23	FA 20 100 50	p. 73	FA 20 410 30	p. 51
FA 10 107 01A	p. 23	FA 20 102 10 -	p. 72	FA 20 500 02	p. 63
FA 10 108 00	p. 29	FA 20 102 20 -	p. 72	FA 20 500 02A	p. 61
FA 10 109 00 -	p. 42	FA 20 102 30	p. 72	FA 20 502 02	p. 61
FA 10 109 01	p. 42	FA 20 102 10A -	p. 70	FA 20 503 01	p. 55
FA 10 110 00	p. 40	FA 20 102 15A -	p. 70	FA 20 503 02	p. 61
FA 10 111 00 -	p. 21	FA 20 102 20A -	p. 70	FA 20 504 03	p. 60
FA 10 111 01	p. 21	FA 20 102 30A -	p. 70	FA 20 504 03B	p. 60
FA 10 113 00 -	p. 36	FA 20 102 40A -	p. 70	FA 20 504 06	p. 60
FA 10 113 01	p. 36	FA 20 102 50A	p. 70	FA 20 504 06B	p. 60
FA 10 114 00A -	p. 22	FA 20 103 00A	p. 71	FA 20 504 12	p. 60
FA 10 114 01A	p. 22	FA 20 103 00ABS	p. 70	FA 20 505 02	p. 54
FA 10 115 00	p. 24	FA 20 103 00B	p. 71	FA 20 505 02A	p. 54
FA 10 117 00 -	p. 18	FA 20 103 00D	p. 68	FA 20 506 02	p. 61
FA 10 117 01 -	p. 18	FA 20 103 10 -	p. 68, 71	FA 20 600 06 -	p. 62
FA 10 117 02	p. 18	FA 20 103 20 -	p. 68, 71	FA 20 600 10 -	p. 62
FA 10 201 00 -	p. 14	FA 20 103 30 -	p. 68, 71	FA 20 600 15 -	p. 62
FA 10 201 01 -	p. 14	FA 20 103 40 -	p. 68, 71	FA 20 600 20	p. 62
FA 10 201 02	p. 14	FA 20 103 50	p. 68, 71	FA 20 700 00	p. 80, 81
FA 10 202 00 -	p. 14	FA 20 103 10C -	p. 70	FA 20 701 00	p. 82
FA 10 202 01 -	p. 14	FA 20 103 20C	p. 70	FA 20 701 01	p. 82
FA 10 202 02	p. 14	FA 20 104 00	p. 72	FA 20 702 00	p. 82
FA 10 203 00	p. 30	FA 20 104 10 -	p. 72	FA 20 702 01	p. 82
FA 10 204 00	p. 27	FA 20 104 20 -	p. 72	FA 20 703 00	p. 82
FA 10 204 00A -	p. 19	FA 20 104 30 -	p. 72	FA 20 703 01	p. 82
FA 10 204 01A	p. 19	FA 20 104 40 -	p. 72	FA 20 704 00	p. 83
FA 10 205 00	p. 27	FA 20 104 50	p. 72	FA 20 705 00	p. 83
FA 10 205 00A -	p. 20	FA 20 113 30 -	p. 69	FA 20 706 00	p. 83
FA 10 205 01A	p. 20	FA 20 113 50	p. 69	FA 20 706 01	p. 83
FA 10 206 00A -	p. 16	FA 20 200 00	p. 76	FA 20 707 00	p. 83
FA 10 206 01A -	p. 16	FA 20 200 01	p. 77	FA 20 708 00	p. 83
FA 10 206 02A	p. 16	FA 20 200 02	p. 77	FA 20 800 00	p. 66
FA 10 207 00 -	p. 17	FA 20 200 97	p. 79	FA 20 800 01	p. 66
FA 10 207 01 -	p. 17	FA 20 200 98	p. 79	FA 20 901 00	p. 74
FA 10 207 02	p. 17	FA 20 200 99	p. 79	FA 20 902 00	p. 79, 83, 153
FA 10 211 00	p. 40	FA 20 201 00	p. 78	FA 20 903 00 -	p. 65
FA 10 212 00	p. 38	FA 20 201 01	p. 78	FA 20 903 01 -	p. 65
FA 10 213 00	p. 26	FA 20 202 00	p. 79	FA 20 903 02	p. 65
FA 10 214 00-	p. 36	FA 20 203 00	p. 78	FA 20 904 XX	p. 65
FA 10 214 01	p. 36	FA 20 204 00	p. 78	FA 30 000 35	p. 90
FA 10 217 00 -	p. 18	FA 20 205 00	p. 78	FA 30 000 45	p. 89
FA 10 217 01 -	p. 18	FA 20 205 01	p. 78	FA 30 200 15	p. 91
FA 10 217 02	p. 18	FA 20 206 00	p. 79	FA 30 304 18	p. 91
FA 10 218 00 -	p. 12	FA 20 207 00	p. 79	FA 30 305 10 -	p. 41
FA 10 218 01 -	p. 12	FA 20 209 00	p. 78	FA 30 305 15 -	p. 41
FA 10 218 02	p. 12	FA 20 210 19	p. 78	FA 30 305 20	p. 41
FA 10 219 00 -	p. 13	FA 20 300 02	p. 64	FA 30 306 20	p. 42
FA 10 219 01 -	p. 13	FA 20 301 02	p. 64	FA 30 308 20	p. 39
FA 10 219 02	p. 13	FA 20 302 02	p. 64	FA 30 309 20	p. 37
FA 10 219 99	p. 13	FA 20 303 02	p. 64	FA 30 400 18	p. 91
FA 10 301 00	p. 23	FA 20 400 20R	p. 53	FA 30 402 10 -	p. 41
FA 10 302 00	p. 25	FA 20 400 25 -	p. 63	FA 30 402 15	p. 41
FA 10 303 00	p. 25	FA 20 400 30 -	p. 63	FA 30 403 15	p. 42
FA 10 304 00	p. 24	FA 20 400 30S	p. 63	FA 30 405 15	p. 39
FA 10 401 00	p. 21	FA 20 401 10	p. 52	FA 30 406 20	p. 37
FA 10 402 00	p. 31	FA 20 401 10S	p. 52	FA 30 500 15 -	p. 90
FA 10 404 00 -	p. 15	FA 20 401 20	p. 52	FA 30 500 20	p. 90
FA 10 404 01 -	p. 15	FA 20 401 20R	p. 53	FA 30 502 15 -	p. 90
FA 10 404 02	p. 15	FA 20 401 20S	p. 52	FA 30 502 20	p. 90
FA 10 414 00	p. 22	FA 20 401 30	p. 52	FA 30 503 15 -	p. 90
FA 10 500 00	p. 31	FA 20 401 30S	p. 52	FA 30 503 20	p. 90
FA 10 901 00	p. 32	FA 20 402 03	p. 56	FA 30 514 20	p. 89
FA 10 902 00	p. 32	FA 20 402 03B	p. 56	FA 30 522 10 -	p. 88
FA 10 903 00 -	p. 32	FA 20 402 07	p. 56	FA 30 522 12 -	p. 88
FA 10 903 01	p. 32	FA 20 402 07B	p. 56	FA 30 522 15 -	p. 88
FA 10 904 00	p. 33	FA 20 402 10	p. 57	FA 30 522 20	p. 88

# INDEX

FA 30 600 10 -	p. 90	FA 50 227 60	p. 107	FA 60 027 10	p. 136
FA 30 600 13 -	p. 90	FA 50 228 18B	p. 106	FA 60 027 10A	p. 136
FA 30 600 15	p. 90	FA 50 229 25B	p. 106	FA 60 027 12	p. 136
FA 30 614 20	p. 89	FA 50 230 20B	p. 105	FA 60 027 12A	p. 136
FA 30 620 15	p. 88	FA 50 301 23	p. 102	FA 60 028 14	p. 136
FA 30 621 15	p. 88	FA 50 301 23B	p. 102	FA 60 029 05	p. 141
FA 30 703 20	p. 91	FA 50 302 22	p. 104	FA 60 029 10	p. 141
FA 30 723 20	p. 86	FA 50 304 22B	p. 104	FA 60 030 04	p. 132
FA 30 724 20	p. 87	FA 50 305 16	p. 108	FA 60 032 00	p. 143
FA 30 800 15	p. 91	FA 50 400 16	p. 109	FA 60 033 18	p. 147
FA 30 820 15	p. 86	FA 50 401 10	p. 109	FA 60 033 19	p. 135
FA 30 822 15	p. 86	FA 50 500 00	p. 105	FA 60 034 00	p. 132
FA 30 823 15	p. 86	FA 50 500 12	p. 105	FA 60 036 03	p. 123
FA 30 824 20	p. 87	FA 50 900 00	p. 105	FA 60 036 05	p. 123
FA 30 900 20	p. 87	FA 60 001 00	p. 120	FA 60 037 12	p. 138
FA 30 1000 20	p. 87	FA 60 002 00	p. 120	FA 60 038 00	p. 137
FA 40 400 15	p. 41	FA 60 001 02	p. 120	FA 60 038 01	p. 137
FA 40 500 10 -	p. 99	FA 60 001 03	p. 120	FA 60 039 01	p. 148, 149
FA 40 500 15 -	p. 99	FA 60 001 04	p. 120	FA 60 039 02	p. 148, 149
FA 40 500 20	p. 99	FA 60 002 01	p. 121	FA 60 039 12	p. 148
FA 40 502 10 -	p. 99	FA 60 002 02	p. 121	FA 60 039 12S	p. 148
FA 40 502 15 -	p. 99	FA 60 002 03	p. 120	FA 60 039 12W	p. 149
FA 40 502 20	p. 99	FA 60 003 20	p. 126	FA 60 039 12WS	p. 149
FA 40 503 10 -	p. 99	FA 60 003 20S	p. 126	FA 60 039 24	p. 148
FA 40 503 15 -	p. 99	FA 60 003 30	p. 126	FA 60 039 24S	p. 148
FA 40 503 20	p. 99	FA 60 003 30S	p. 126	FA 60 039 24W	p. 149
FA 40 504 10 -	p. 95	FA 60 004 15	p. 141	FA 60 039 24WS	p. 149
FA 40 504 15 -	p. 95	FA 60 004 15A	p. 42	FA 60 040 00	p. 130
FA 40 504 20	p. 95	FA 60 005 06	p. 140	FA 60 041 00	p. 133
FA 40 600 10 -	p. 99	FA 60 005 08 -	p. 140	FA 60 042 00	p. 133
FA 40 600 15	p. 99	FA 60 005 12 -	p. 140	FA 60 043 00	p. 127
FA 40 601 10 -	p. 95	FA 60 006 15 -	p. 140	FA 60 044 00	p. 131
FA 40 601 15	p. 95	FA 60 005 20 -	p. 140	FA 60 045 00	p. 129
FA 40 900 20	p. 98	FA 60 005 30	p. 140	FA 60 046 00	p. 131
FA 40 901 20	p. 98	FA 60 006 10	p. 141	FA 60 047 00	p. 138
FA 40 902 20	p. 98	FA 60 006 10S	p. 141	FA 60 101 00	p. 121
FA 40 903 20 -	p. 98	FA 60 006 20	p. 141	FA 60 101 01	p. 121
FA 40 903 40	p. 98	FA 60 006 20S	p. 141	FA 60 101 02	p. 121
FA 40 905 20	p. 41	FA 60 006 40S	p. 141	FA 60 102 00	p. 121
FA 40 906 50 -	p. 94	FA 60 007 00	p. 144	FA 60 103 00	p. 122
FA 40 906 100	p. 94	FA 60 007 01	p. 145	FA 60 104 00	p. 123
FA 40 907 20	p. 37	FA 60 007 02	p. 145	FA 60 105 00	p. 114
FA 40 908 20 -	p. 97	FA 60 007 03	p. 143	FA 60 105 01	p. 115
FA 40 908 40	p. 97	FA 60 007 04	p. 146	FA 60 105 02	p. 115
FA 40 909 20 -	p. 94	FA 60 008 00	p. 134	FA 60 105 07	p. 114
FA 40 909 40 -	p. 94	FA 60 008 01	p. 134	FA 60 106 00	p. 118
FA 40 909 100 -	p. 94	FA 60 008 03	p. 134	FA 60 106 01	p. 118, 119
FA 40 909 150 -	p. 94	FA 60 008 04	p. 39, 134	FA 60 106 02	p. 118, 119
FA 40 909 250	p. 94	FA 60 008 05	p. 135	FA 60 106 03	p. 117
FA 40 909 30A	p. 96	FA 60 009 00	p. 136	FA 60 107 00	p. 116
FA 40 909 50A	p. 96	FA 60 010 00	p. 128	FA 60 108 00	p. 117
FA 50 101 17	p. 102	FA 60 011 00	p. 136	FA 60 200 00	p. 150
FA 50 101 17B	p. 102	FA 60 012 00	p. 132	FA 60 200 01	p. 151
FA 50 102 17	p. 102	FA 60 014 00	p. 136	FA 60 320 00	p. 133
FA 50 103 22	p. 104	FA 60 014 01	p. 136	FA 60 330 00	p. 133
FA 50 103 22B	p. 104	FA 60 015 00	p. 128	FA 60 900 00	p. 144
FA 50 106 22	p. 108	FA 60 015 01	p. 128	FA 60 901 09	p. 143
FA 50 107 15B	p. 104	FA 60 016 01	p. 139	FA 70 000 98A	p. 157
FA 50 201 22	p. 104	FA 60 016 02	p. 139	FA 70 001 00	p. 156
FA 50 201 22B	p. 104	FA 60 016 05	p. 38, 139	FA 70 002 00	p. 156
FA 50 202 17	p. 103	FA 60 016 06	p. 139	FA 70 004 00	p. 156
FA 50 207 55	p. 103	FA 60 017 15	p. 41	FA 70 005 00	p. 167
FA 50 208 11	p. 107	FA 60 018 00	p. 137	FA 70 006 00	p. 159
FA 50 210 11	p. 108	FA 60 019 00	p. 137	FA 70 007 00	p. 159
FA 50 211 75	p. 108	FA 60 019 01	p. 137	FA 70 007 01	p. 159
FA 50 212 21	p. 106	FA 60 022 00	p. 124	FA 70 008 00	p. 158
FA 50 213 80	p. 103	FA 60 022 01	p. 124	FA 70 008 01	p. 158
FA 50 214 60	p. 107	FA 60 022 02	p. 124	FA 70 008 02	p. 158
FA 50 216 55	p. 103	FA 60 022 03	p. 125	FA 70 010 99	p. 157
FA 50 218 60	p. 107	FA 60 022 04	p. 125	FA 70 011 99	p. 157
FA 50 219 14B	p. 104, 157	FA 60 022 05	p. 125	FA 70 012 99	p. 157
FA 50 220 21	p. 106	FA 60 022 06	p. 125	FA 70 013 00	p. 157
FA 50 221 17	p. 106	FA 60 022 11	p. 124	FA 70 015 00	p. 156
FA 50 222 55	p. 39, 109	FA 60 022 12	p. 124	FA 70 016 00 -	p. 158
FA 50 223 15	p. 39, 109	FA 60 022 13	p. 124	FA 70 016 01	p. 158
FA 50 224 18	p. 102	FA 60 023 20	p. 126	FA 70 017 00 -	p. 158
FA 50 225 23B	p. 102	FA 60 023 20R	p. 126	FA 70 017 01	p. 158
FA 50 226 60	p. 107	FA 60 026 00	p. 132	FA 70 018 00	p. 168



# INDEX

FA 70 018 01	p. 168	HP 10 200 02	p. 171
FA 70 019 00	p. 167	HP 10 200 10	p. 171
FA 70 020 00	p. 166	HP 10 200 20	p. 171
FA 70 021 00	p. 156	HP 10 200 00W	p. 171
FA 70 023 01	p. 158	HP 10 300 00B	p. 170
FA 70 025 20	p. 165	HP 10 300 00O	p. 170
FA 70 025 30	p. 165	HP 10 300 00R	p. 170
FA 70 025 50	p. 165	HP 10 300 00W	p. 170
FA 70 027 20	p. 164	KS 2001	p. 76
FA 70 027 30	p. 164	KS 4000	p. 150, 151
FA 70 027 50	p. 164	KS 5000	p. 152, 153
FA 70 028 11	p. 167	KS 6000	p. 77
FA 70 029 06R	p. 169	KS 7000	p. 77
FA 70 030 11	p. 167	KS 8000	p. 80
FA 70 031 00	p. 166	KS 9000	p. 81
FA 70 032 00	p. 166	LA 10 250 10	p. 186
FA 70 033 10	p. 157	LA 10 300 10	p. 186
FA 70 034 00	p. 159	LA 10 300 15	p. 186
FA 70 035 00	p. 159	LA 10 400 10	p. 186
FA 70 036 00	p. 159	LA 10 400 20	p. 186
FA 70 109 20 -	p. 163	LA 10 500 10	p. 186
FA 70 109 40	p. 163	LA 10 500 15	p. 186
FA 70 109 98	p. 163	LA 10 500 20	p. 186
FA 70 109 99	p. 163	LA 10 1000 11	p. 187
FA 70 111 00	p. 163	LA 10 1000 16	p. 187
FA 70 111 20 -	p. 163	SEALPACK	p. 165
FA 70 111 40	p. 163	TS 90 001 00	p. 182
FA 70 201 00	p. 162	TS 90 001 01	p. 182
FA 70 201 20 -	p. 162	TS 90 001 02	p. 182
FA 70 201 40	p. 162	TS 90 001 03	p. 182
FA 80 001 00	p. 176	TS 90 001 04	p. 184
FA 80 002 00	p. 177	TS 90 001 05	p. 184
FA 80 005 00	p. 179	TS 90 001 06	p. 182
FA 80 008 00	p. 177	TS 90 001 07	p. 184
FA 80 103 00	p. 179	TS 90 001 08	p. 184
FA 80 104 00	p. 178	TS 90 001 09	p. 183
FA 80 104 01	p. 178	TS 90 001 10	p. 183
FA 80 105 00	p. 178	TS 90 001 11	p. 183
FA 80 108 00	p. 176	TS 90 001 12	p. 183
FA 80 109 00	p. 177	TS 90 001 13	p. 183
FA 80 112 00	p. 176	TS 90 001 14	p. 183
FA 80 113 00	p. 179	TS 90 001 15	p. 184
FA 90 004 00	p. 74	TS 90 100 00	p. 185
FA 90 005 00	p. 74	TS 90 101 00	p. 185
FA 90 006 00	p. 74		
FA 90 100 00	p. 180		
FA 90 101 00	p. 181		
FA 90 102 00	p. 180		
FA 90 103 00	p. 180		
FA 90 105 00	p. 181		
FA 90 106 00	p. 181		
FA 90 107 00	p. 181		
FA 90 115 00	p. 181		
FA 90 116 00	p. 180		
FA 90 117 00	p. 181		
FA 90 118 00	p. 181		
FA 90 131 16	p. 180		
FA 90 131 18	p. 180		
FA 90 203 00	p. 180		
HL 10 001 00	p. 173		
HL 10 002 00	p. 173		
HL 10 100 00	p. 172		
HL 10 101 00	p. 172		
HL 10 102 00	p. 172		
HL 10 102 01	p. 172		
HL 10 103 00	p. 172		
HL 10 104 00	p. 172		
HL 10 900 00	p. 173		
HL 10 900 01	p. 173		
HL 10 900 02	p. 173		
HL 10 900 03	p. 173		
HP 10 100 00	p. 171		
HP 10 200 00B	p. 170		
HP 10 200 00O	p. 170		
HP 10 200 00R	p. 170		
HP 10 200 00W	p. 170		
HP 10 200 01	p. 171		

KRATOS SAFETY™ est une marque déposée. La société se réserve le droit de modifier les caractéristiques de ses produits sans préavis. Document non contractuel, sous réserve d'erreurs d'impression. Reproduction interdite.

KRATOS SAFETY™ is a registered trademark. The company reserves the right to change manufacturing specifications of its products without notice. Non-contractual document, subject to printing errors. Reproduction prohibited.

KRATOS SAFETY™ es una marca registrada. La empresa se reserva el derecho de modificar las características de sus productos sin previo aviso. Documento no contractual, bajo reserva de errores de impresión. Reproducción prohibida.

KRATOS SAFETY™ è un marchio registrato. La società si riserva il diritto di modificare, anche senza preavviso, le caratteristiche dei propri prodotti. Documento non contrattuale, con riserva di errori di stampa. È vietata la riproduzione.

KRATOS SAFETY™ ist eine eingetragene Marke. Das Unternehmen behält sich das Recht vor, die Merkmale seiner Produkte ohne Vorwarnung zu ändern. Vertraglich nicht bindendes Dokument, Druckfehler vorbehalten. Vervielfältigung verboten.

---

# NOTES

A series of horizontal dotted lines for writing notes.



# NOTES

A series of horizontal dotted lines spanning the width of the page, providing a template for handwritten notes.





**KRATOS SAFETY SAS**

689 Chemin du Buclay  
38540 Heyrieux - FRANCE  
Tel : +33 (0)4 72 48 78 27  
Fax : +33 (0)4 72 48 58 32  
E-mail: [info@kratossafety.com](mailto:info@kratossafety.com)

**[www.kratossafety.com](http://www.kratossafety.com)**



Printed on FSC® certified paper  
from responsibly harvested sources

